

Ann Sheppard

Research Project  
March 2012

# **The impact of the Early Years Foundation Stage [EYFS] on Registered Childminders**

Comparison of Network to Non-Network Childminders

## Contents

Table of Figures .....	3
Analysis of each Questionnaire Question.....	6
Number of replies .....	6
Q.1. What is your gender?.....	7
Q.2. What is your age? .....	8
Q.3. Optional – what is your ethnicity? .....	9
Q.4. How long have you been childminding? .....	10
Q.5. What was your last Ofsted inspection grading? .....	11
Q.6A. Did any of the following areas impact POSITIVELY upon your OFSTED grading? .....	12
Q.6B. Did any of the following areas impact NEGATIVELY upon your OFSTED grading? .....	13
Q.7. Are you a member of any of the following? .....	14
Q.8. How do you view your job as a childminder? .....	15
Q.9. What is your highest current OVERALL educational qualification level? (eg You may have a L6 Degree in engineering or science that is nothing to do with childcare.).....	16
Q.10. What is your highest CHILDCARE SPECIFIC educational qualification level? .....	17
Q.11. Do you hold Early Years Professional Status [EYPS]? .....	18
Q.12. Are you currently working towards any of the following CHILDCARE SPECIFIC educational qualifications? .....	19
Q.13. Have you received any bursary funding for any Childcare Specific qualifications and training since 2008? .....	20
Q.14. If you were to stop working as a childminder, what would be your main reason? .....	21
Q.15. Do you have access to the internet?.....	22
Q.16. Have you heard of the Early Years Foundation Stage EYFS? .....	23
Q.17. How much knowledge and understanding do you have of EYFS?.....	24
Q.18. What are your impressions of EYFS? .....	25
Q.19. When working within the EYFS framework what do you find most challenging? .....	27
Q.20A. What level of EYFS support do you feel you have received from OFSTED? .....	28
Q.20B. What level of EYFS support do you feel you have received from the Local Authority? .....	29
Q.20C. What level of EYFS support do you feel you have received from National Childminding Association?.....	30
Q.20D. What level of EYFS support do you feel you have received from your NCMA Network Local Coordinator? .....	32
Q.20E. What level of EYFS support do you feel you have received from Peer / colleague Childminders? .....	33
Q.20F. What level of EYFS support do you feel you have received from Others? .....	34
Q.21. How much EYFS related training have you received in the last year?.....	35
Q.22. Are you aware of the Dame Clare Tickell EYFS Review? .....	36

Q.23. Did you respond to the Dame Clare Tickell EYFS Review? ..... 37

Q.24. Are you aware of the development of a high quality interactive on-line version of the revised EYFS? . 38

Q.25. Would you make use of an interactive on-line version of the revised EYFS?..... 39

References ..... 40

**Table of Figures**

Figure 1 – Q.1. (Network) What is your gender?..... 7

Figure 2 – Q.1. (Non-Network) What is your gender? ..... 7

Figure 3 - Q.1. (Network) Count ..... 7

Figure 4 - Q.1. (Non-Network) Count ..... 7

Figure 5 - Q.2. (Network) What is your age? ..... 8

Figure 6 - Q.2. (Non-Network) What is your age? ..... 8

Figure 7 – Q.2. Network / Non-Network Age Comparison ..... 8

Figure 8 - Q.3. (Network) What is your ethnicity? ..... 9

Figure 9 – Q.3. (Non-Network) What is your ethnicity? ..... 9

Figure 10 - Q.3. (Network) Count ..... 9

Figure 11 - Q.3. (Non-Network) Count ..... 9

Figure 12 - Q.4. (Network) How long have you been childminding? ..... 10

Figure 13 - Q.4. (Non-Network) How long have you been childminding? ..... 10

Figure 14 – Q.4. Network / Non-Network Years Childminding Comparison..... 10

Figure 15 - Q.5. (Network) What was your last Ofsted inspection grading?..... 11

Figure 16 - Q.5. (Non-Network) What was your last Ofsted inspection grading?..... 11

Figure 17 – Q.5. Network / Non-Network Ofsted Grading Comparison ..... 11

Figure 18 - Q6A - (Network) Positive Impact ..... 12

Figure 19 - Q6A - (Non-Network) Positive Impact ..... 12

Figure 20 – Q.6A. Network / Non-Network Ofsted Inspection Positive Impact Comparison..... 12

Figure 21 - Q6B - (Network) Negative Impact ..... 13

Figure 22 - Q6B - (Non-Network) Negative Impact..... 13

Figure 23 – Q.6B. Network / Non-Network Ofsted Inspection Negative Impact Comparison ..... 13

Figure 24 - Q.7. (Network) Membership ..... 14

Figure 25 - Q.7. (Non-Network) Membership ..... 14

Figure 26 – Q.7. Network / Non-Network Ofsted Inspection Membership Comparison..... 14

Figure 27 - Q.8. (Network) View of Job ..... 15

Figure 28 - Q.8. (Non-Network) View of Job..... 15

Figure 29 – Q.8. Network / Non-Network Ofsted Inspection View of Job Comparison..... 15

Figure 30 - Q.9. (Network) Overall Qualifications..... 16

Figure 31 - Q.9. (Non-Network) Overall Qualifications..... 16

Figure 32 – Q.9. Network / Non-Network Highest Overall Qualification Comparison..... 16

Figure 33 - Q.10. (Network) Childcare Qualifications ..... 17

Figure 34 - Q.10. (Non-Network) Childcare Qualifications ..... 17

Figure 35 – Q.10. Network / Non-Network Highest Childcare Qualification Comparison ..... 17

Figure 36 - Q.11. (Network) EYPS? ..... 18

Figure 37 - Q.11. (Non-Network) EYPS? ..... 18

Figure 38 - Q.11. (Network) Count .....	18
Figure 39 - Q.11. (Non-Network) Count .....	18
Figure 40 - Q.12. (Network) Working towards a Qualification? .....	19
Figure 41 - Q.12. (Non-Network) Working towards a Qualification?.....	19
Figure 42- Q.12. Network / Non-Network Working towards Childcare Qualification Comparison .....	19
Figure 43 - Q.13. (Network) Received Bursary?.....	20
Figure 44 - Q.13. (Non-Network) Received Bursary?.....	20
Figure 45 - Q.13. (Network) Count .....	20
Figure 46 - Q.13. (Non-Network) Count .....	20
Figure 47 - Q.14. (Network) Main reason for leaving Childminding .....	21
Figure 48 - Q.14. (Non-Network) Main reason for leaving Childminding .....	21
Figure 49 – Q.14. Network / Non-Network Comparison - If you were to stop being a childminder what would be your main reason?.....	21
Figure 50 - Q.15. (Network) Internet Access .....	22
Figure 51 - Q.15. (Non-Network) Internet Access .....	22
Figure 52 - Q.15. (Network) Count .....	22
Figure 53 - Q.15. (Non-Network) Count .....	22
Figure 54 - Q.16. (Network) Heard of EYFS.....	23
Figure 55 - Q.16. (Non-Network) Heard of EYFS.....	23
Figure 56 - Q.16. (Network) Count .....	23
Figure 57 - Q.16. (Non-Network) Count .....	23
Figure 58 - Q.17. (Network) EYFS Knowledge.....	24
Figure 59 - Q.17. (Non-Network) EYFS Knowledge .....	24
Figure 60 - Q.17. Network / Non-Network Comparison - EYFS Knowledge .....	24
Figure 61 - Q.18. (Network) EYFS Impressions .....	25
Figure 62 - Q.18. (Non-Network) EYFS Impressions .....	25
Figure 63 - Q.18. Network / Non-Network Comparison - EYFS Impressions .....	25
Figure 64 - Q.19. (Network) EYFS most challenging areas.....	27
Figure 65 - Q.19. (Non-Network) EYFS most challenging areas .....	27
Figure 66 - Q.19. Network / Non-Network Comparison - EYFS most challenging areas .....	27
Figure 67 - Q.20A. (Network) Ofsted Support .....	28
Figure 68 - Q.20A. (Non-Network) Ofsted Support .....	28
Figure 69 - Q.20A. Network / Non-Network Comparison - Ofsted Support .....	28
Figure 70 - Q.20B. (Network) Local Authority Support.....	29
Figure 71 - Q.20B. (Non-Network) Local Authority Support.....	29
Figure 72 - Q.20B. Network / Non-Network Comparison - Local Authority Support .....	29
Figure 73 - Q.20C. (Network) NCMA Support.....	30
Figure 74 - Q.20C. (Non-Network) NCMA Support .....	30
Figure 75 - Q.20C. Network / Non-Network Comparison - NCMA Support .....	30
Figure 76 - Q.20D. (Network) Local Coordinator Support .....	32
Figure 77 - Q.20D. (Non-Network) Local Coordinator Support.....	32
Figure 78 - Q.20D. Network / Non-Network Comparison - Local Coordinator Support.....	32
Figure 79 - Q.20E. (Network) Peers Support .....	33
Figure 80 - Q.20E. (Non-Network) Peers Support .....	33
Figure 81 - Q.20E. Network / Non-Network Comparison - Peers Support.....	33
Figure 82 - Q.20F. (Network) Others Support .....	34

Figure 83 - Q.20F. (Non-Network) Others Support.....	34
Figure 84 - Q.20F. Network / Non-Network Comparison - Others Support.....	34
Figure 85 - Q.21. (Network) EYFS Training .....	35
Figure 86 - Q.21. (Non-Network) EYFS Training.....	35
Figure 87 - Q.21. Network / Non-Network Comparison - EYFS Training.....	35
Figure 88 - Q.22. (Network) Aware of EYFS Review.....	36
Figure 89 - Q.22. (Non-Network) Aware of EYFS Review .....	36
Figure 90 - Q.22. (Network) Count .....	36
Figure 91 - Q.22. (Non-Network) Count .....	36
Figure 92 - Q.23. (Network) Reply to EYFS Review .....	37
Figure 93 - Q.23. (Non-Network) Reply to EYFS Review .....	37
Figure 94 - Q.23. (Network) Count .....	37
Figure 95 - Q.23. (Non-Network) Count .....	37
Figure 96 - Q.24. (Network) Aware of new interactive on-line EYFS help .....	38
Figure 97 - Q.24. (Non-Network) Aware of new interactive on-line EYFS help .....	38
Figure 98 - Q.24. (Network) Count .....	38
Figure 99 - Q.24. (Non-Network) Count .....	38
Figure 100 - Q.25. (Network) Use new interactive on-line EYFS help.....	39
Figure 101 - Q.25. (Non-Network) Use new interactive on-line EYFS help.....	39
Figure 102 - Q.25. (Network) Count .....	39
Figure 103 - Q.25. (Non-Network) Count .....	39

The aim of this appendix is to show the comparison between answers given by Network and Non-Network Childminders to questions asked in the questionnaire.

### **Number of replies**

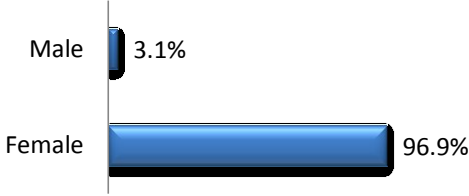
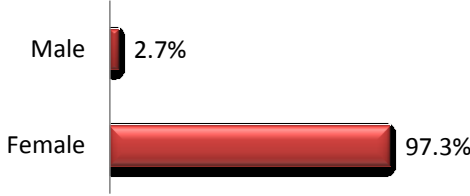
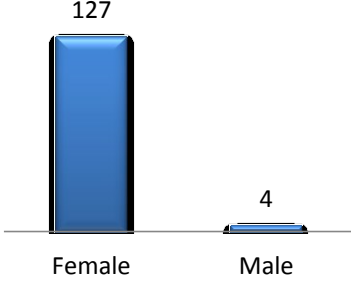
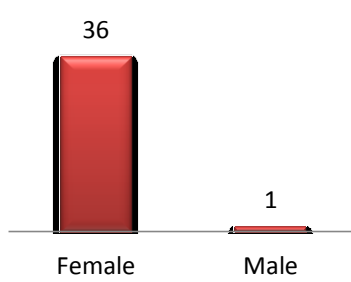
The questionnaires were completed via a number of sources. Hampshire's National Childminding Association [NCMA] blog website kindly posted a link to the on-line source of the questionnaire – 5 respondents replied via this method. Questionnaires were completed by personally attending Childminding drop in sessions locally – a further 11 questionnaires were gathered at these sessions. Childminders dropping their children to the local infant school kindly completed 5 questionnaires. Work colleagues and childminders know personally to the student completed 3 questionnaires. Two NCMA Network childminding conferences, held in Eastleigh and Basingstoke on consecutive Saturdays, contributed the vast majority of data with 144 questionnaires completed during the two conferences.

In total, **168** questionnaires were completed.

This breaks down into **131** Network Childminders and **37** Non-Network.

Data presented in this appendix compares the responses by Network and Non-Network Childminders

**Q.1. What is your gender?**

Network Childminders	Non-Network Childminders
 <p>Figure 1 – Q.1. (Network) What is your gender?</p>	 <p>Figure 2 – Q.1. (Non-Network) What is your gender?</p>
 <p>Figure 3 - Q.1. (Network) Count</p>	 <p>Figure 4 - Q.1. (Non-Network) Count</p>
<p>Both Network and Non-Network groups display a similar ratio of Female to Male responses. This reflects very closely with published statistics of males in Early Years where quotes of between 2% and 3% are widely given as the ‘normal’ number of men in childcare.</p>	

Q.2. What is your age?

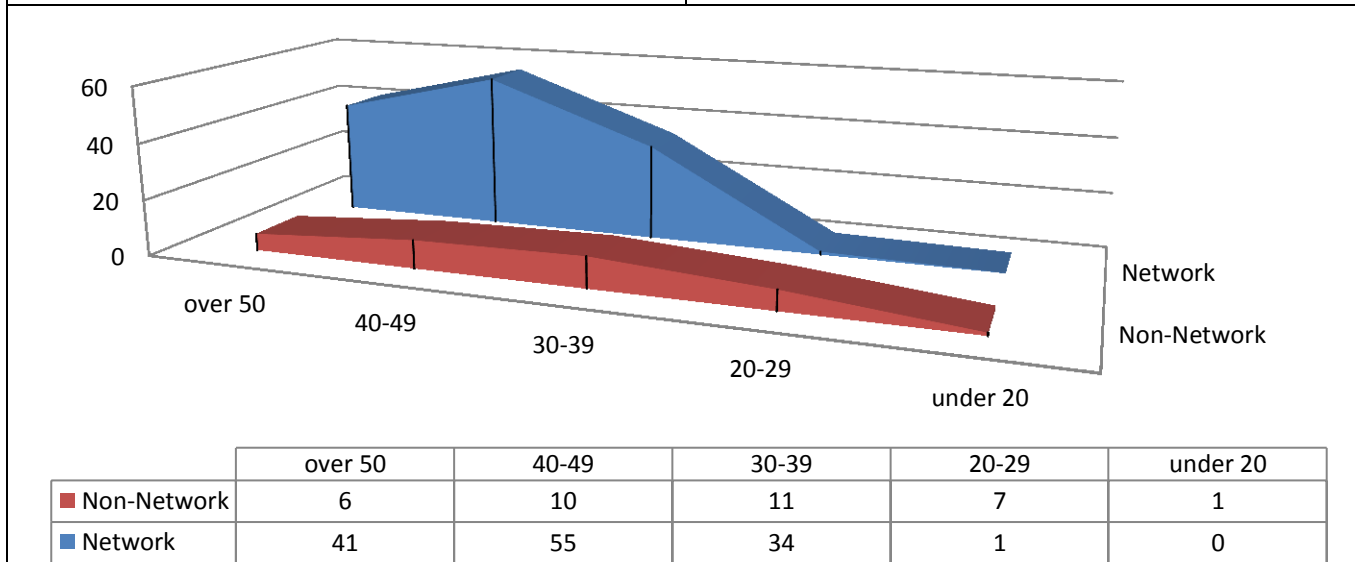
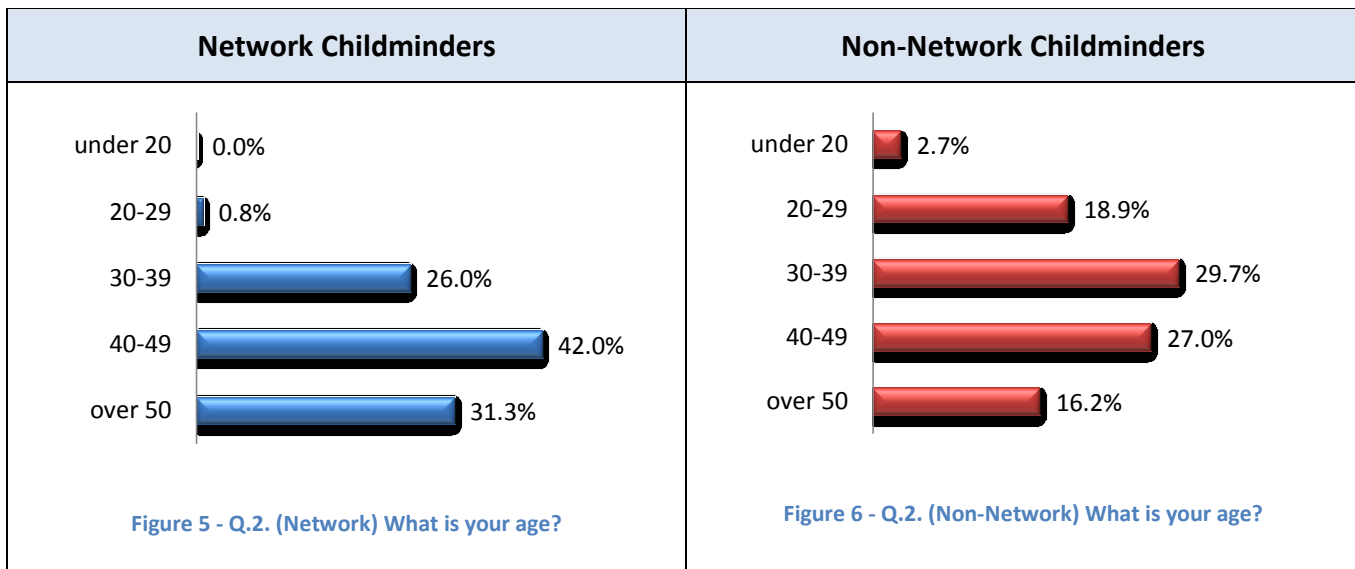


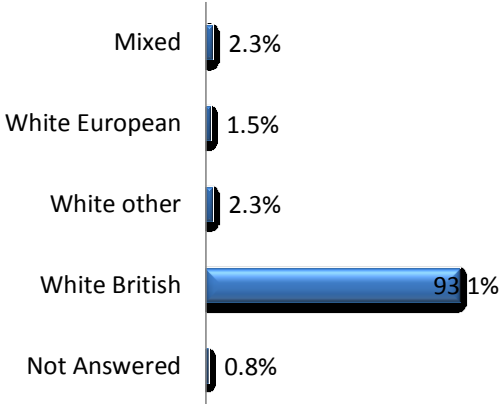

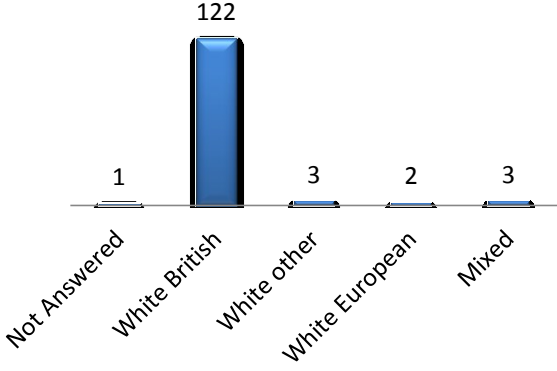

Figure 7 – Q.2. Network / Non-Network Age Comparison

Network childminders responding to the questionnaire are predominantly in the age bracket 30 and older. None were in the youngest category (under 20).

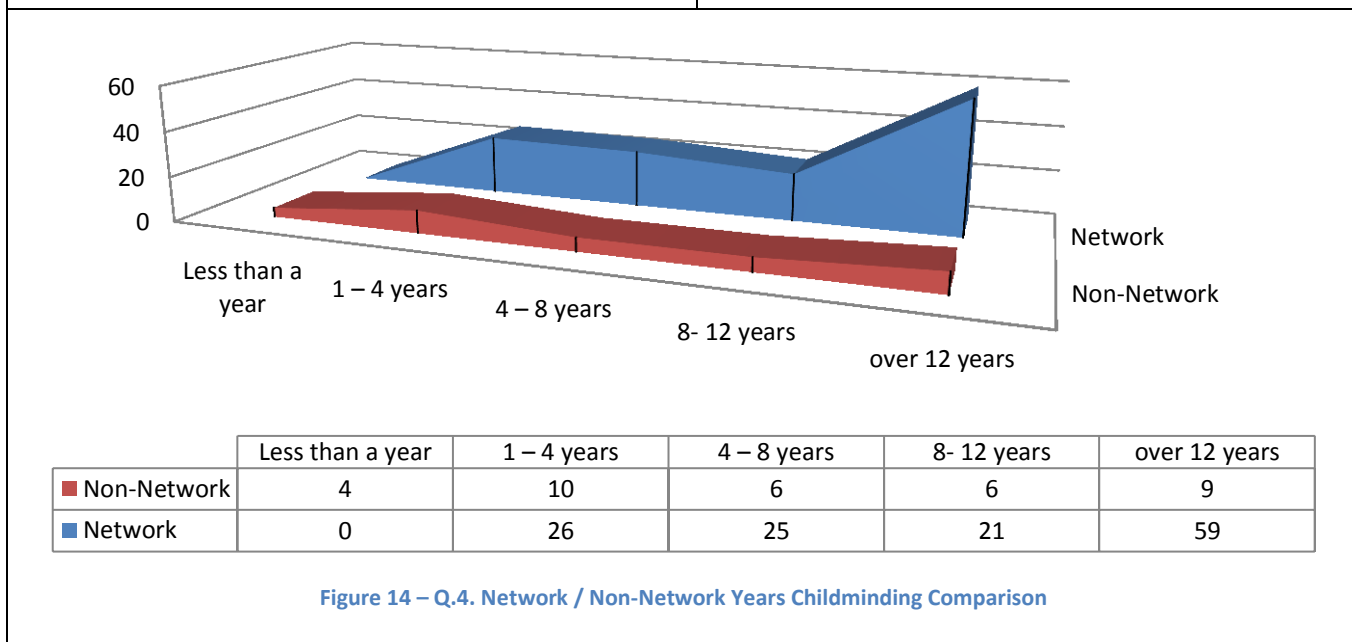
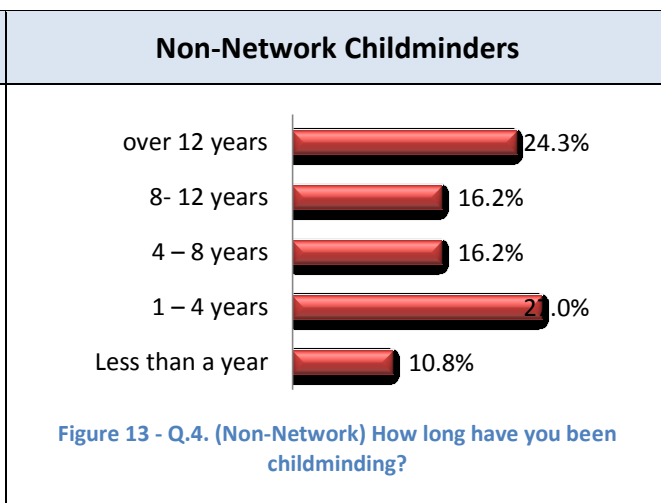
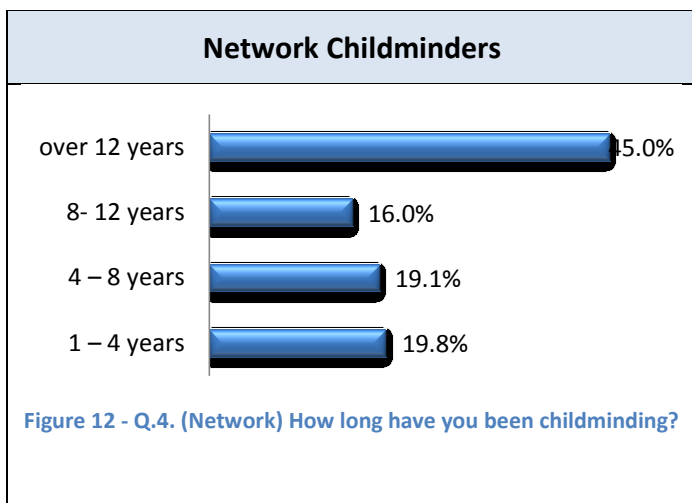
Non-Network childminders appear to have a much wider spread of age over the entire range from the youngest to the oldest.



### Q.3. Optional – what is your ethnicity?

Network Childminders	Non-Network Childminders
 <p><b>Figure 8 - Q.3. (Network) What is your ethnicity?</b></p>	 <p><b>Figure 9 – Q.3. (Non-Network) What is your ethnicity?</b></p>
 <p><b>Figure 10 - Q.3. (Network) Count</b></p>	 <p><b>Figure 11 - Q.3. (Non-Network) Count</b></p>
<p>Although there were only White British replies in the Non-Network, the significantly fewer number of respondents remains in keeping with the scale of Network ethnicity figures. This data does not signify anything other than the sample set came from a predominantly ‘White British’ area where only 7% of the childminders were any other ethnicity.</p>	

**Q.4. How long have you been childminding?**



Nearly one-half of the Network childminders have been minding for over 12 years and 80% of them have more than 4 years’ experience. None had achieved Network status in the ‘less than a year’ category.

Figure 14 above clearly indicates the even spread of experience spread across all age ranges for the Non-Network childminders.

### Q.5. What was your last Ofsted inspection grading?

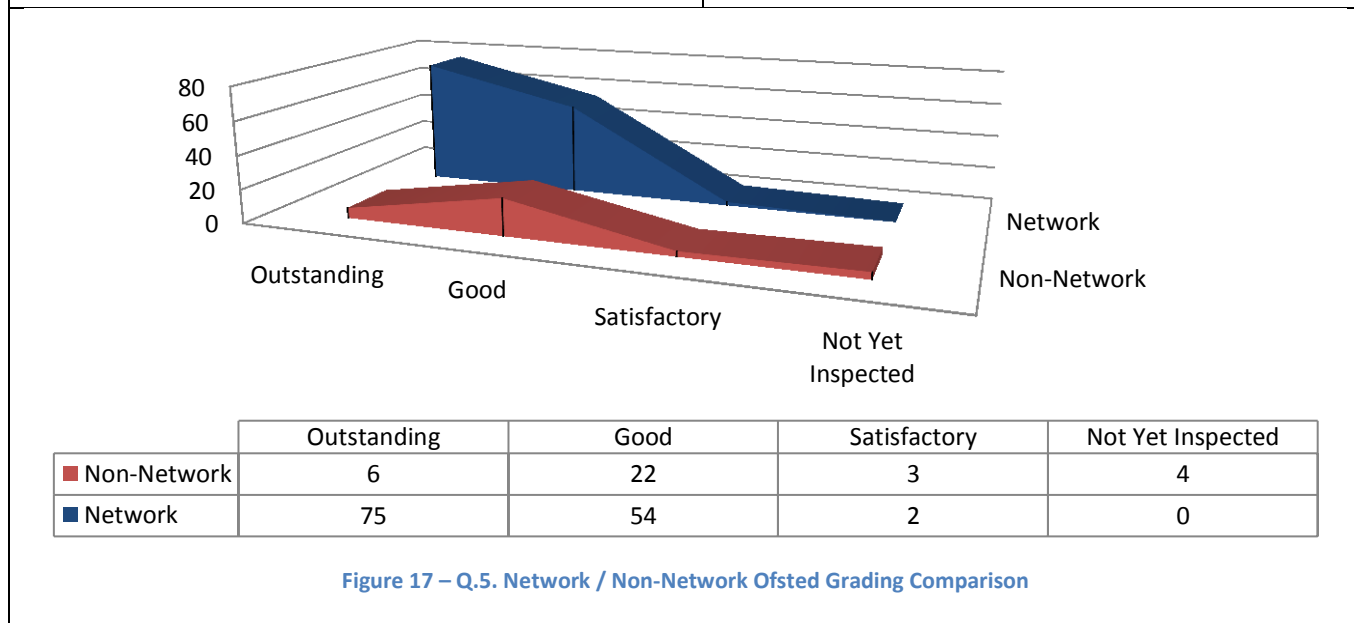
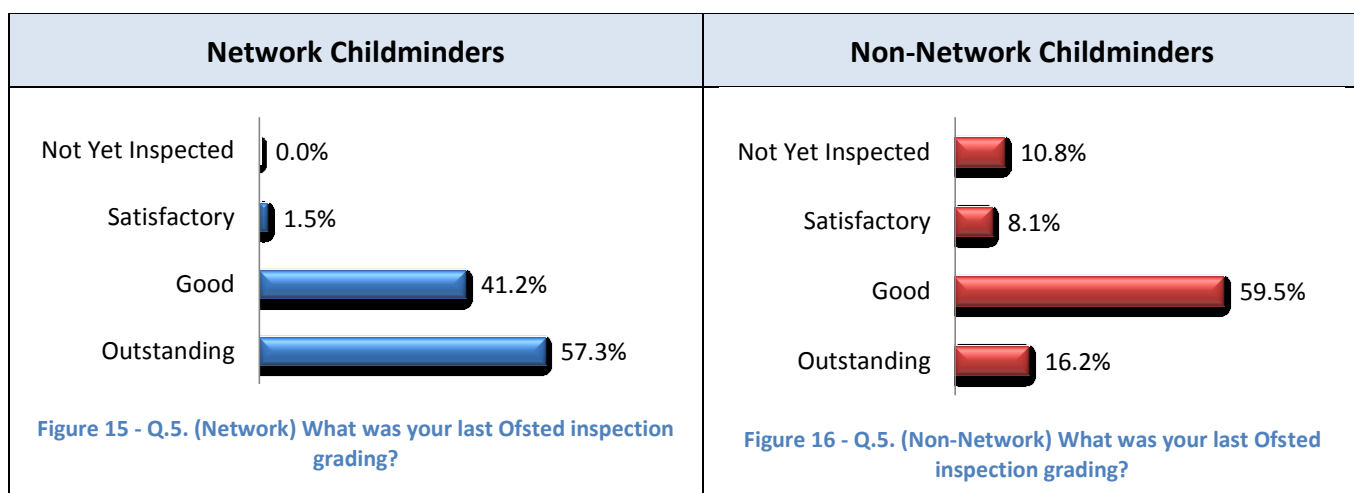
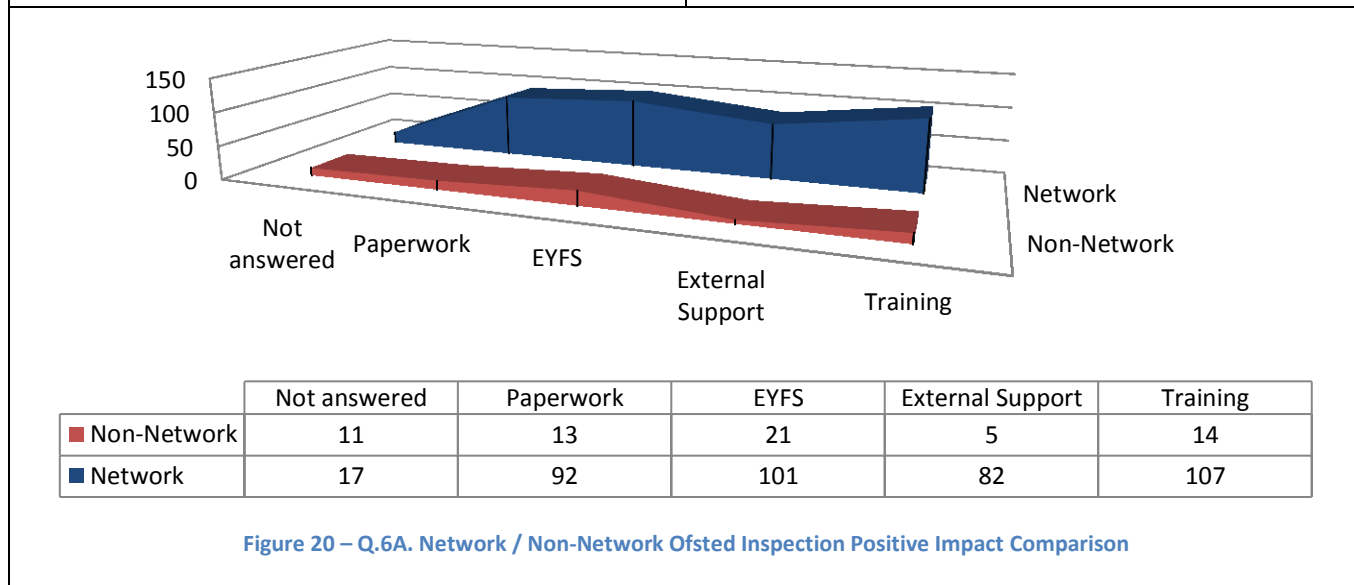
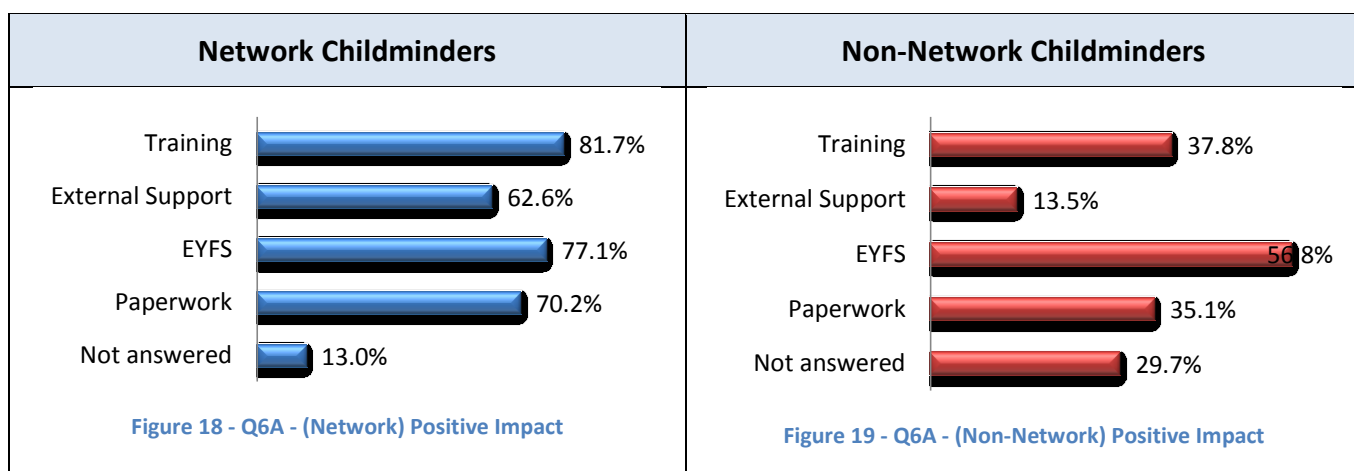


Figure 17 emphasises the significant numbers of Outstanding and Good Ofsted grading’s held by the Network childminders.

Non-Network childminders tended towards the Good grade with only 16% achieving Outstanding compared to the 57% of Network.

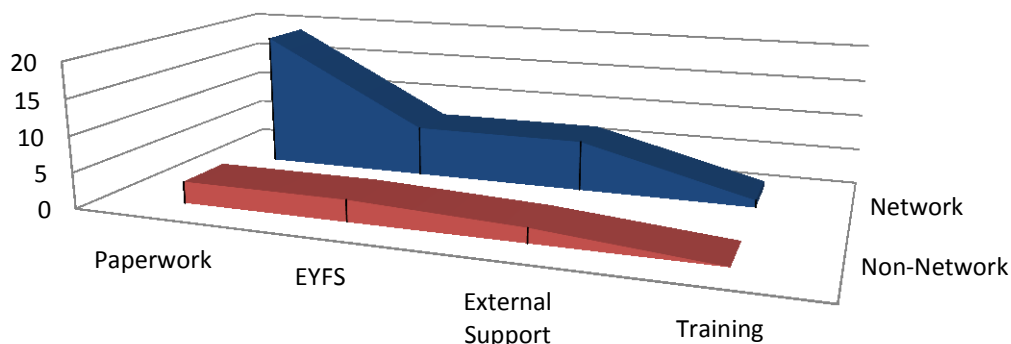
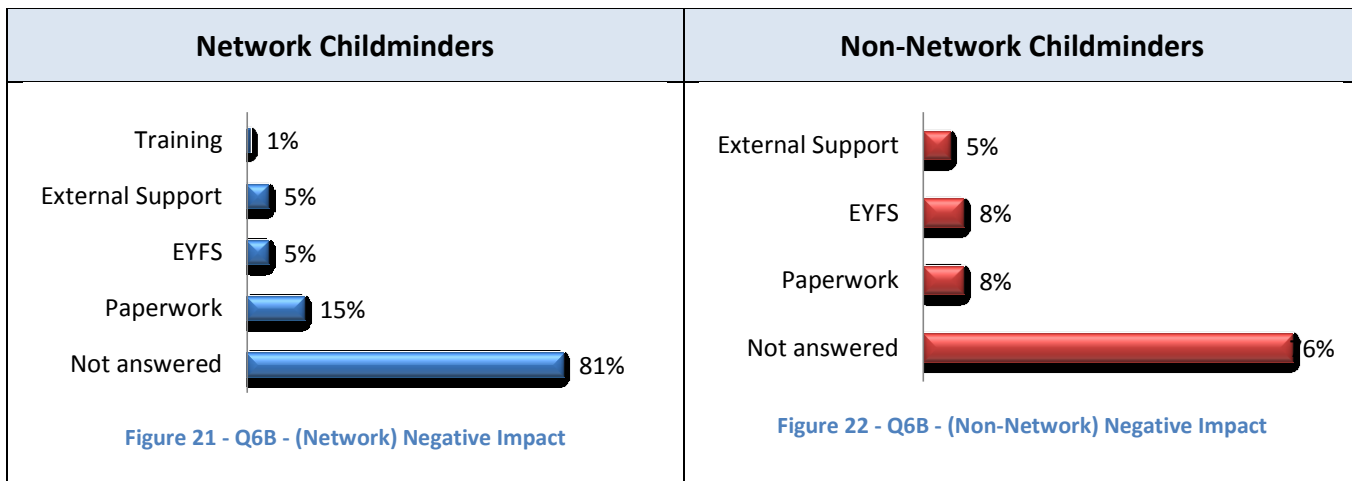
**Q.6A. Did any of the following areas impact POSITIVELY upon your OFSTED grading?**



All areas impacted positively to their Ofsted grading according to about three quarters of the Network childminders. Very few (13%) did not answer this question.

Between one quarter and a half of the Non-Network childminders felt that three areas (EYFS, Paperwork and Training) contributed positively to their Ofsted grading. However, only 13.5% felt that they were supported externally.

**Q.6B. Did any of the following areas impact NEGATIVELY upon your OFSTED grading?**

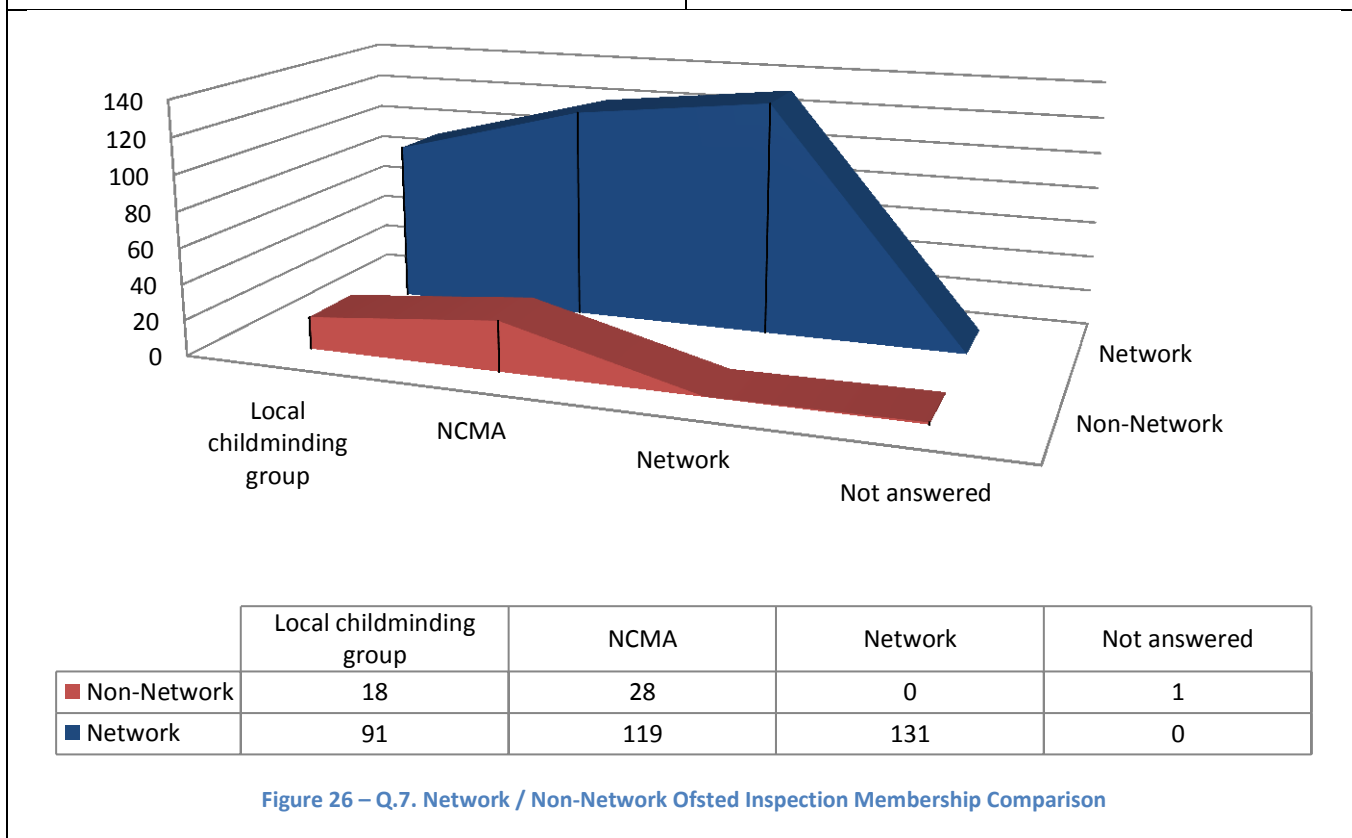
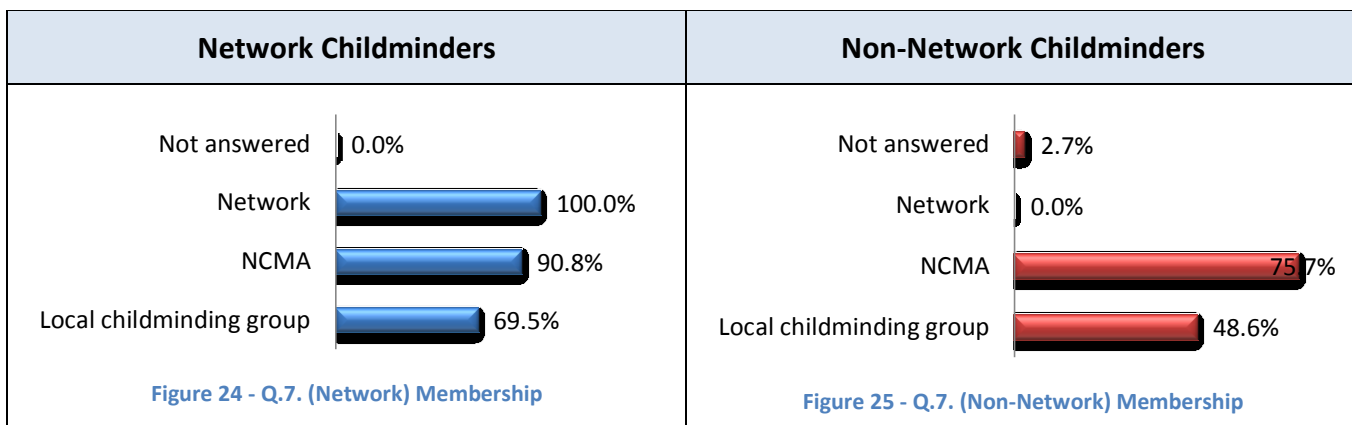


	Paperwork	EYFS	External Support	Training
■ Non-Network	3	3	2	0
■ Network	19	7	7	1

Figure 23 – Q.6B. Network / Non-Network Ofsted Inspection Negative Impact Comparison

Both Network and Non-Network agreed on this question. Approximately 80% declined to answer, inferring they did feel there was any negative impact. Of the remaining 20%, only paperwork in the Network group shows any indication of being of concern for their Ofsted grading.

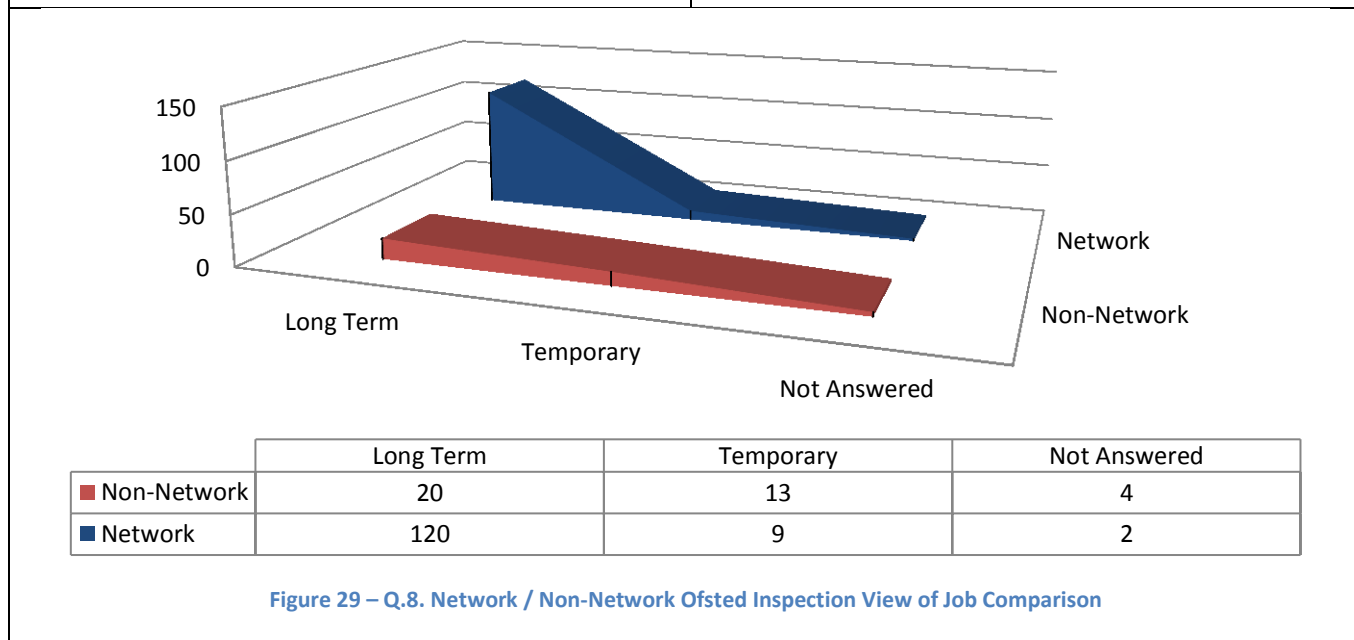
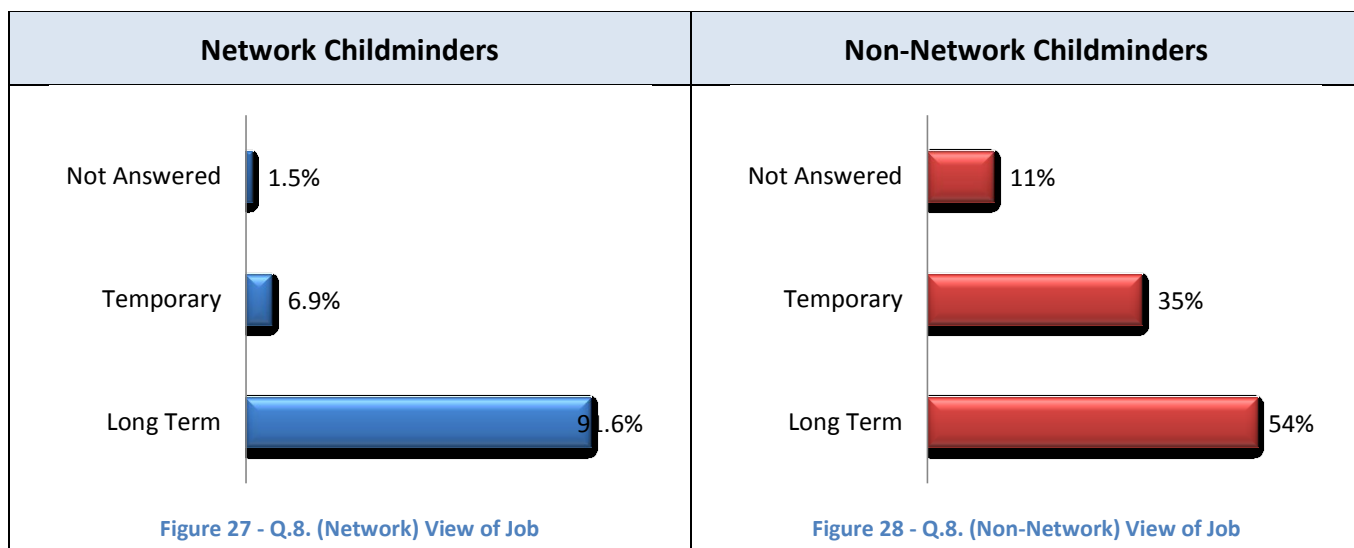
Q.7. Are you a member of any of the following?



The Network group show a very high membership of the National Childminding Association and their Local Childminding Group.

Non-Network membership numbers reflects their view in Q.6B that they did not receive as much support externally. With lower membership, both nationally and locally, this shows the importance these networking opportunities can offer to childminders.

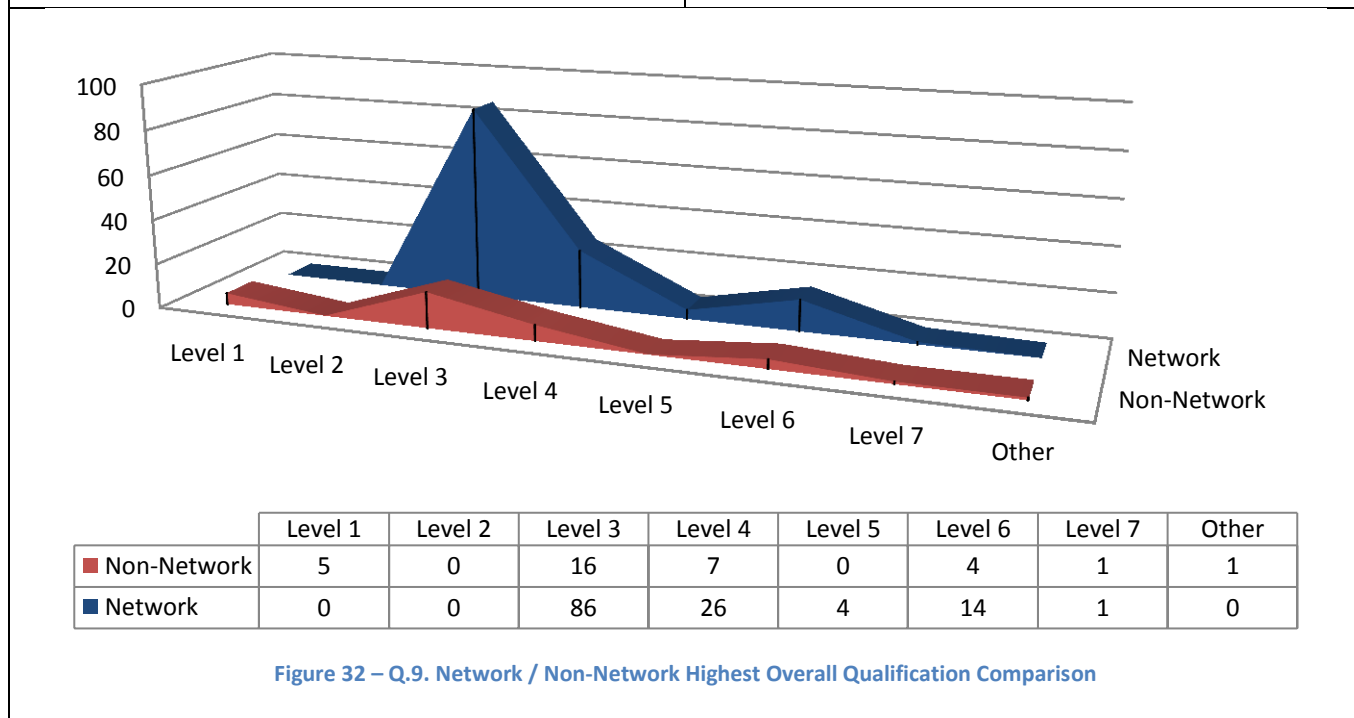
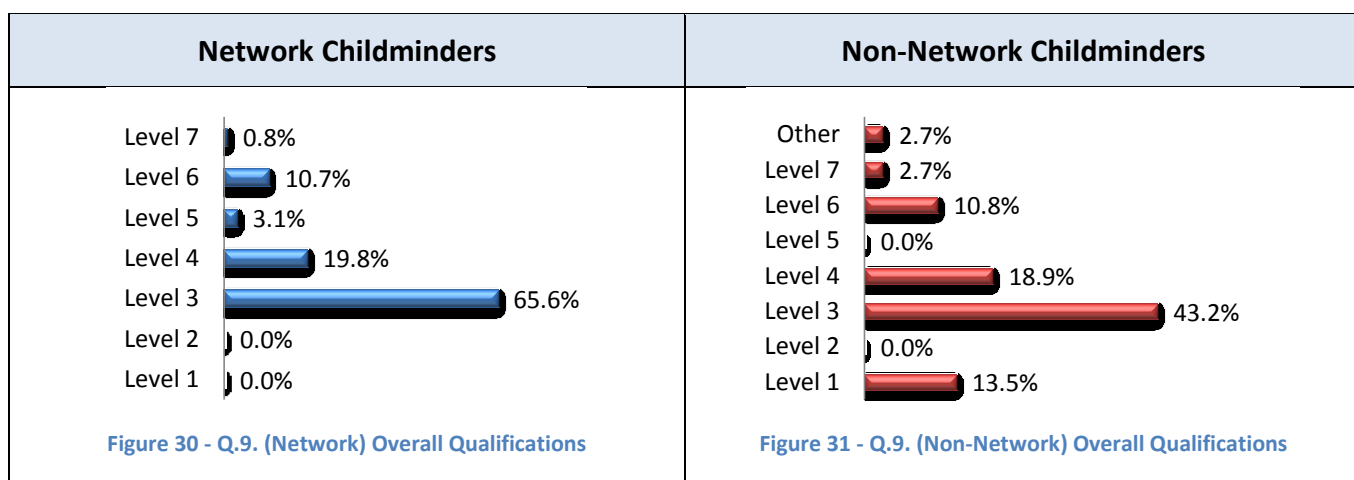
Q.8. How do you view your job as a childminder?



The perception of Network childminder questioned indicates they overwhelmingly consider their job as a permanent long term prospect.

There is a more even split between Long Term and Temporary in the Non-Network childminders

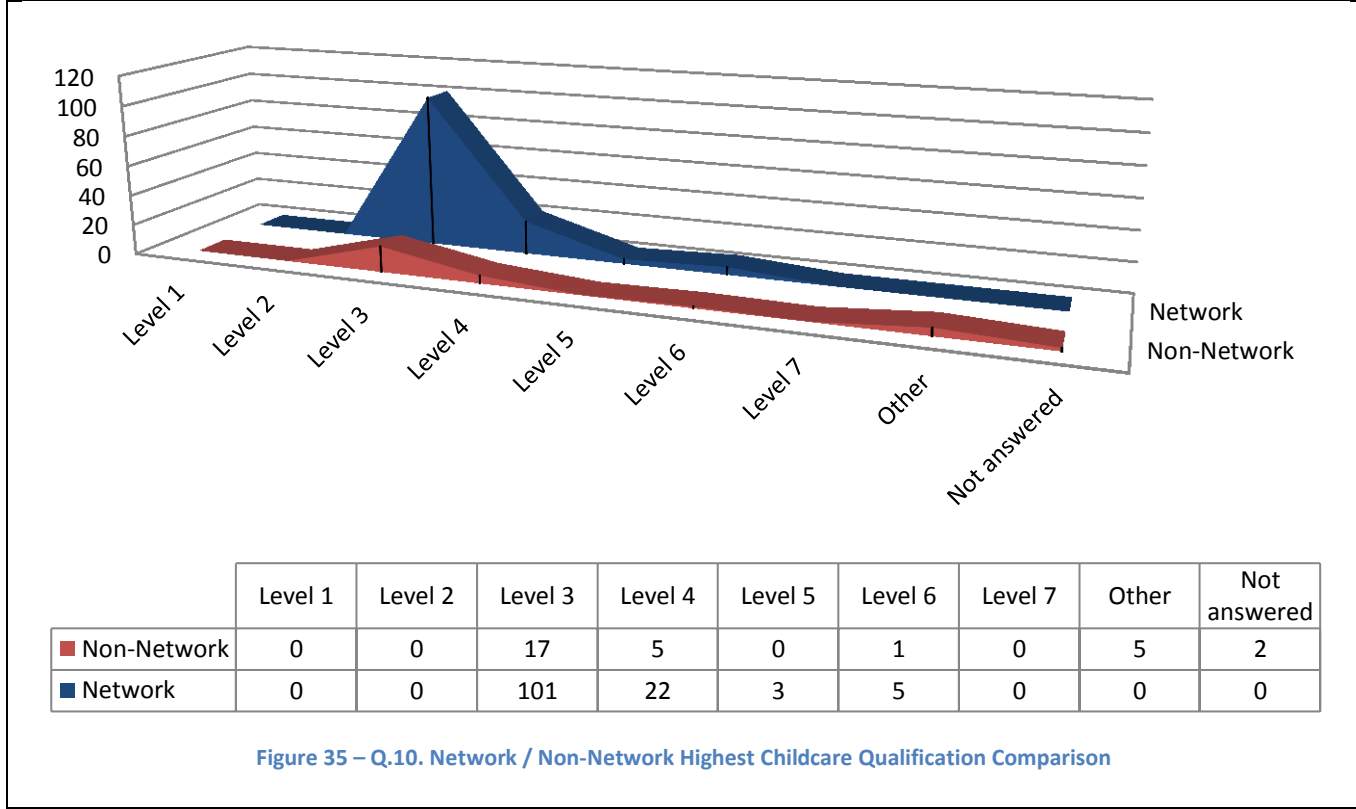
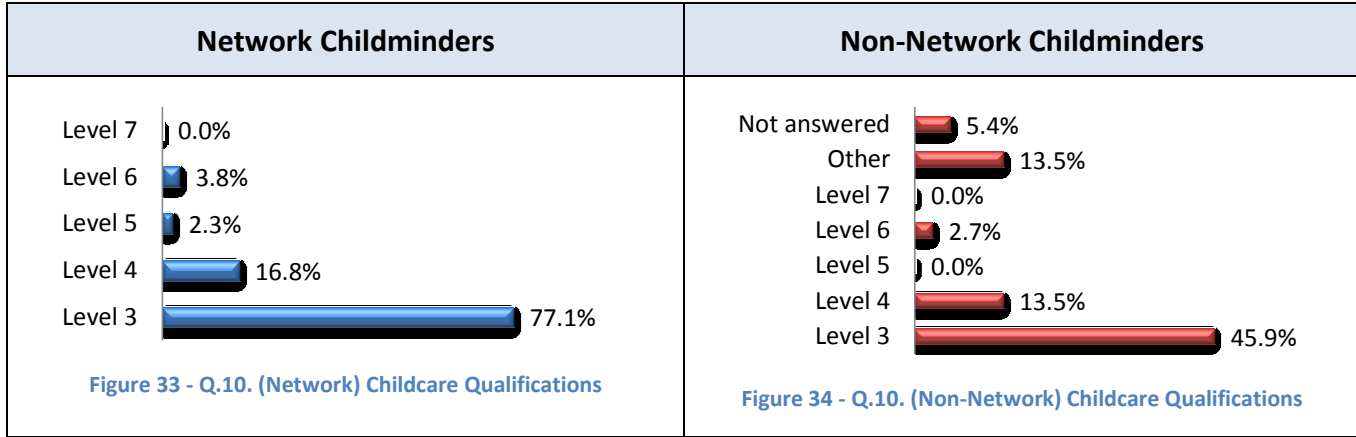
**Q.9. What is your highest current OVERALL educational qualification level? (eg You may have a L6 Degree in engineering or science that is nothing to do with childcare.)**



This question was used to determine if childminders had other qualifications, besides any Early Years related ones. The data did identify a few non-childcare qualifications but overwhelmingly the data was identical to the next question specific to childcare qualifications.

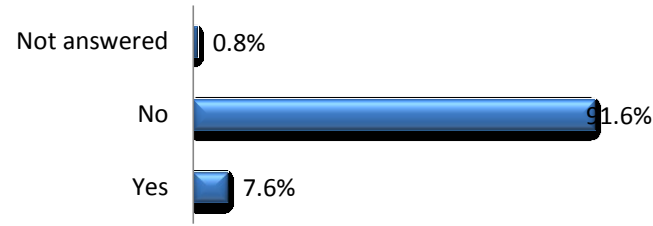
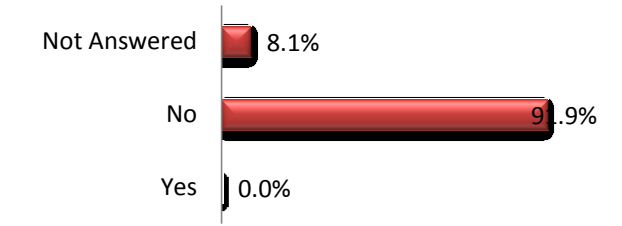
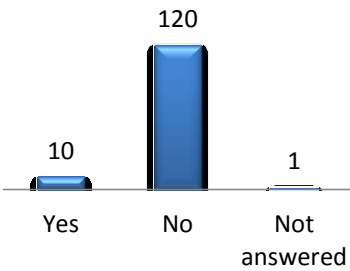
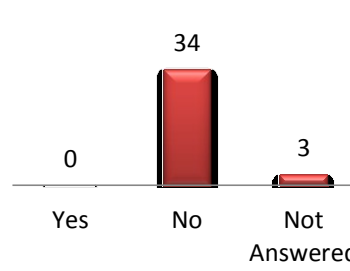


**Q.10. What is your highest CHILDCARE SPECIFIC educational qualification level?**

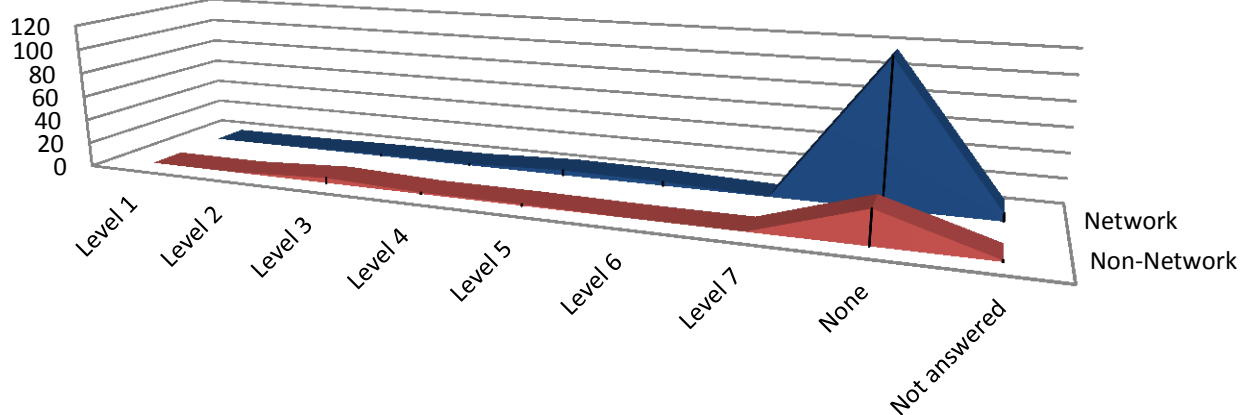
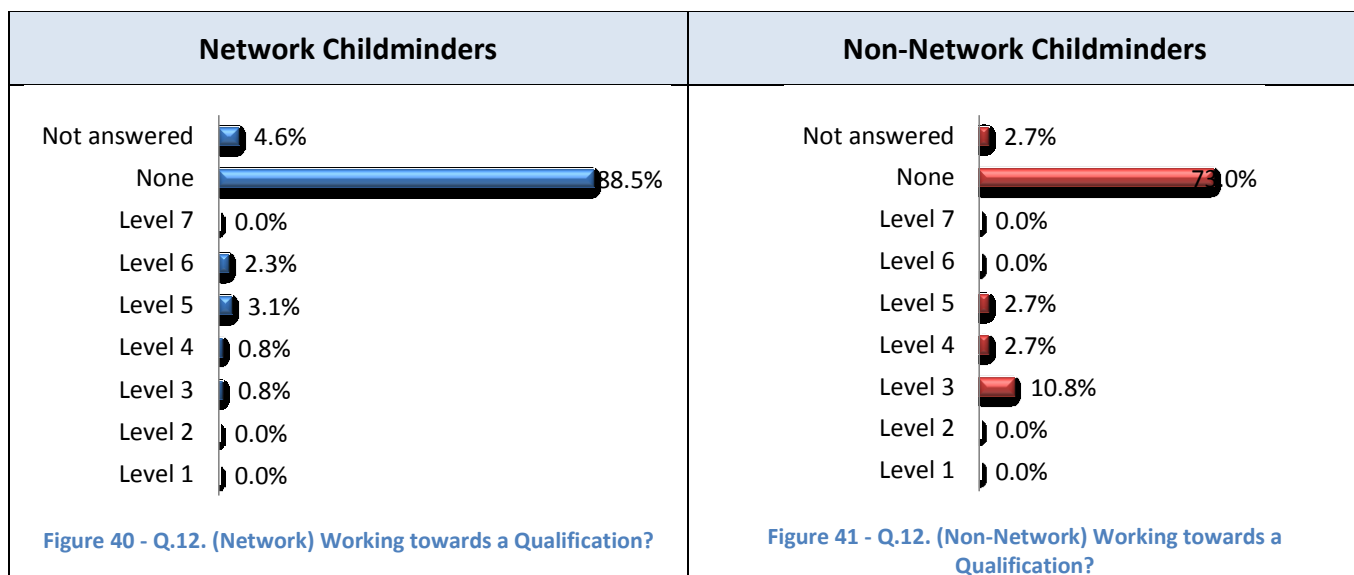


<p>The requirements of the Network for childminders to have (or be working towards) a minimum Level 3 childcare qualification is clearly shown in the data. All respondents meet the minimum requirement.</p>	<p>Non-Network childminders do not currently have any mandatory reason to have a minimum childcare level of qualification. The data indicates that in this sample set over 60% has a Level 3 or 4 qualifications.</p>
---	---

**Q.11. Do you hold Early Years Professional Status [EYPS]?**

Network Childminders	Non-Network Childminders
 <p>Figure 36 - Q.11. (Network) EYPS?</p>	 <p>Figure 37 - Q.11. (Non-Network) EYPS?</p>
 <p>Figure 38 - Q.11. (Network) Count</p>	 <p>Figure 39 - Q.11. (Non-Network) Count</p>
<p>To hold Early Years Professional Status the practitioner must be degree qualified and have completed one of the available pathways provided by specifically designated Universities. The number of childminders who fill these requirements is currently small, this is clearly reflected in the numbers.</p>	

**Q.12. Are you currently working towards any of the following CHILDCARE SPECIFIC educational qualifications?**

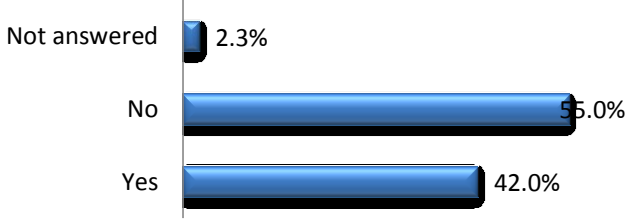
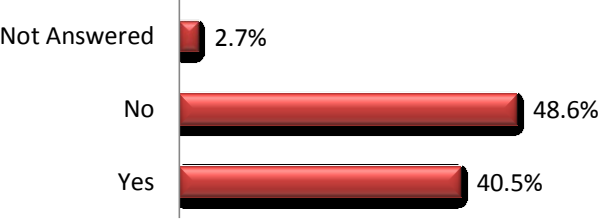
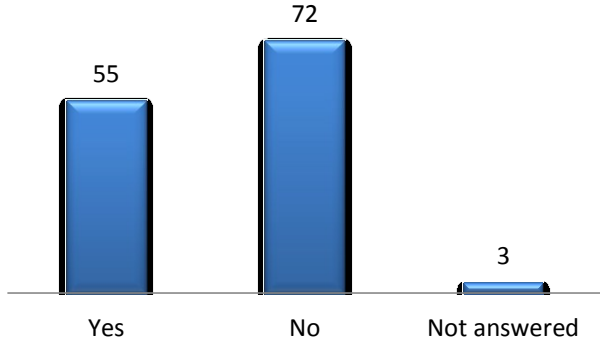
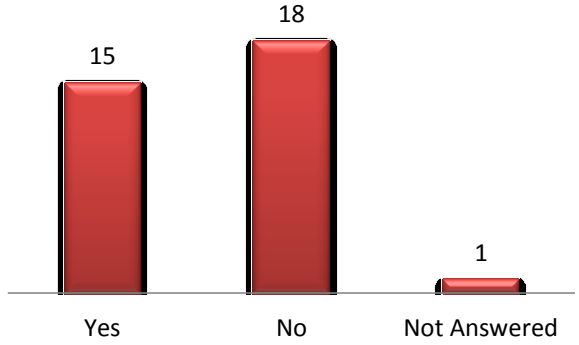


	Level 1	Level 2	Level 3	Level 4	Level 5	Level 6	Level 7	None	Not answered
■ Non-Network	0	0	4	1	1	0	0	27	1
■ Network	0	0	1	1	4	3	0	116	6

Figure 42- Q.12. Network / Non-Network Working towards Childcare Qualification Comparison

Both groups are predominantly the same with about three quarters not currently working towards any specific childcare qualification.

**Q.13. Have you received any bursary funding for any Childcare Specific qualifications and training since 2008?**

Network Childminders	Non-Network Childminders
 <p>Figure 43 - Q.13. (Network) Received Bursary?</p>	 <p>Figure 44 - Q.13. (Non-Network) Received Bursary?</p>
 <p>Figure 45 - Q.13. (Network) Count</p>	 <p>Figure 46 - Q.13. (Non-Network) Count</p>
<p>Just over 40% of each group has received bursary funding since 2008 towards childcare training and childcare specific qualifications.</p>	

**Q.14. If you were to stop working as a childminder, what would be your main reason?**

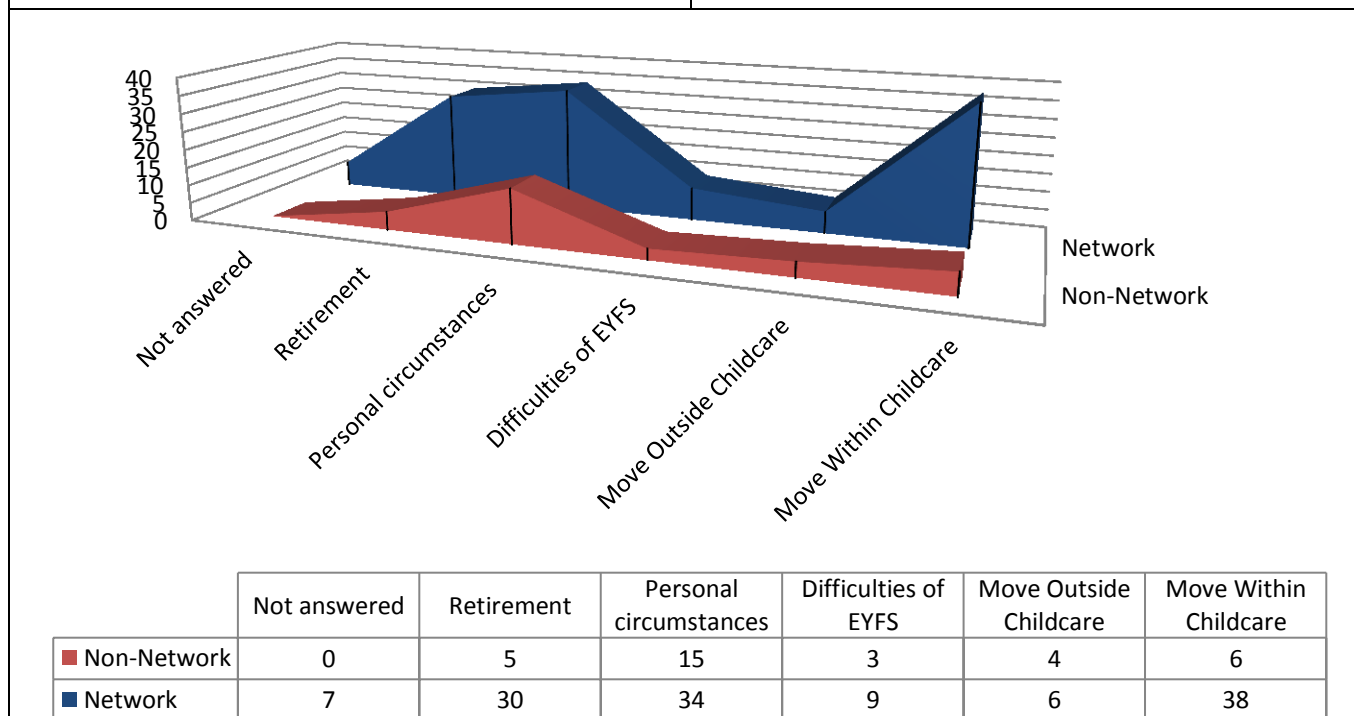
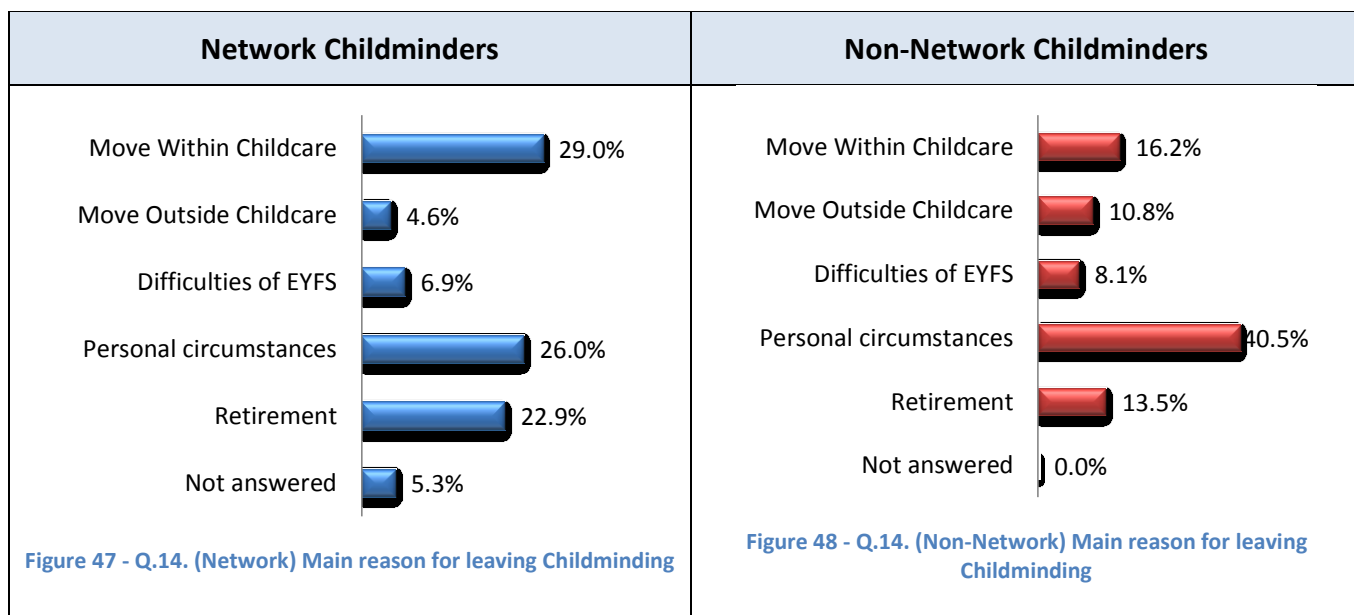

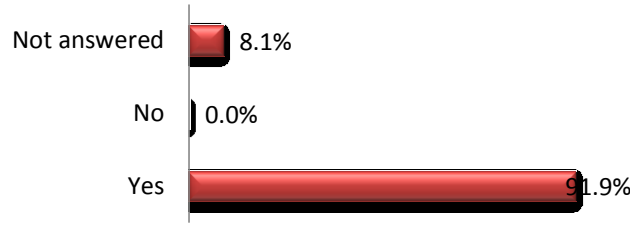
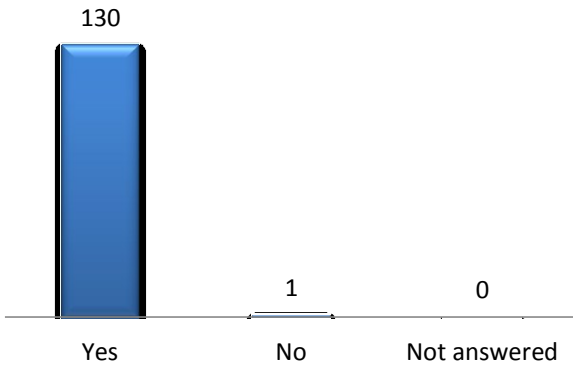
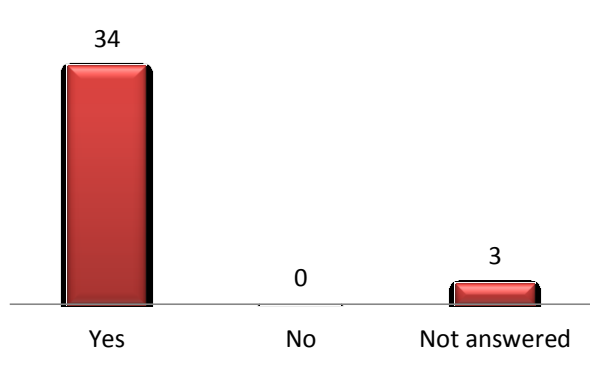


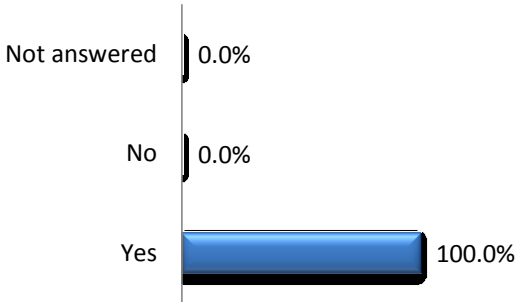
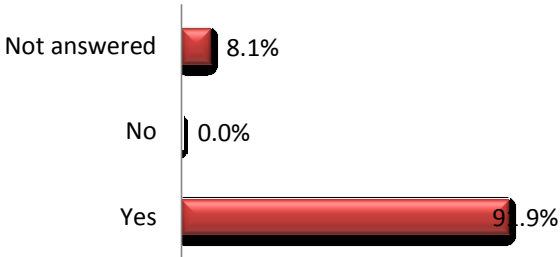
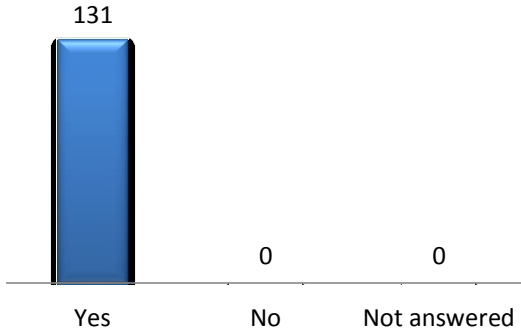
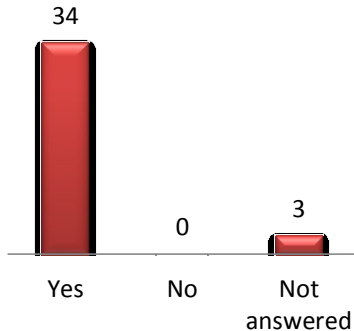
Figure 49 – Q.14. Network / Non-Network Comparison - If you were to stop being a childminder what would be your main reason?

Despite much literature, indicating EYFS as a main reason for leaving childminding, less than 10% of both groups in this study consider this an issue. Changes in personal circumstance, reaching retirement age and a move with the childcare sector are far more important reasons for leaving.

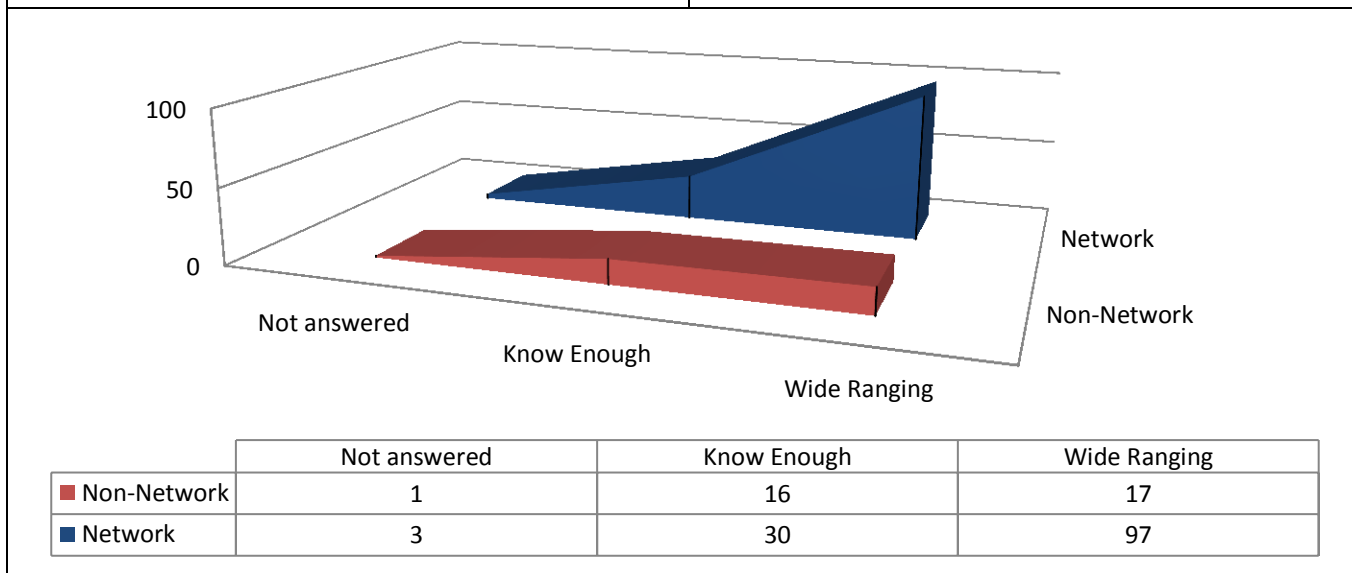

**Q.15. Do you have access to the internet?**

Network Childminders	Non-Network Childminders
 <p>Figure 50 - Q.15. (Network) Internet Access</p>	 <p>Figure 51 - Q.15. (Non-Network) Internet Access</p>
 <p>Figure 52 - Q.15. (Network) Count</p>	 <p>Figure 53 - Q.15. (Non-Network) Count</p>
<p>This data very clearly shows the extensive access to the internet by both groups of Network and Non-Network childminders. Only one Network Childminder indicated she did not have any internet access and three non-network failed to answer the question.</p>	

**Q.16. Have you heard of the Early Years Foundation Stage EYFS?**

Network Childminders	Non-Network Childminders
 <p>Figure 54 - Q.16. (Network) Heard of EYFS</p>	 <p>Figure 55 - Q.16. (Non-Network) Heard of EYFS</p>
 <p>Figure 56 - Q.16. (Network) Count</p>	 <p>Figure 57 - Q.16. (Non-Network) Count</p>
<p>As expected, all of the Network childminders had heard of EYFS. Of the Non-Network only three failed to answer the question and the remaining had heard of EYFS.</p>	

Q.17. How much knowledge and understanding do you have of EYFS?



Whereas the Non-Network are evenly split between saying they have enough or a wide ranging knowledge of EYFS, the Network have three quarters stating they have a wide ranging knowledge and understanding of EYFS.



### Q.18. What are your impressions of EYFS?

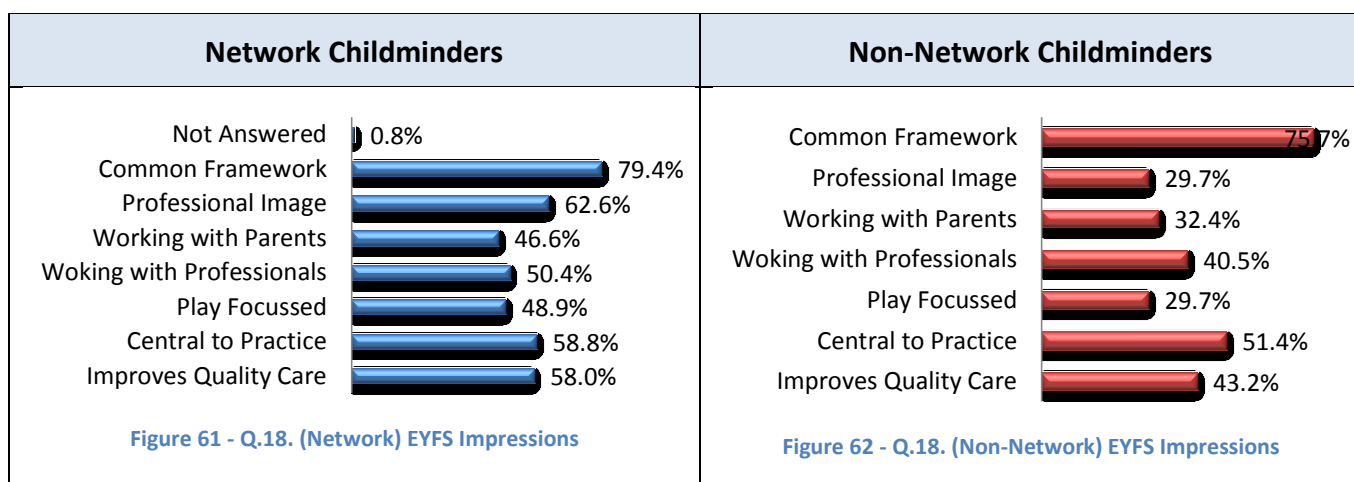
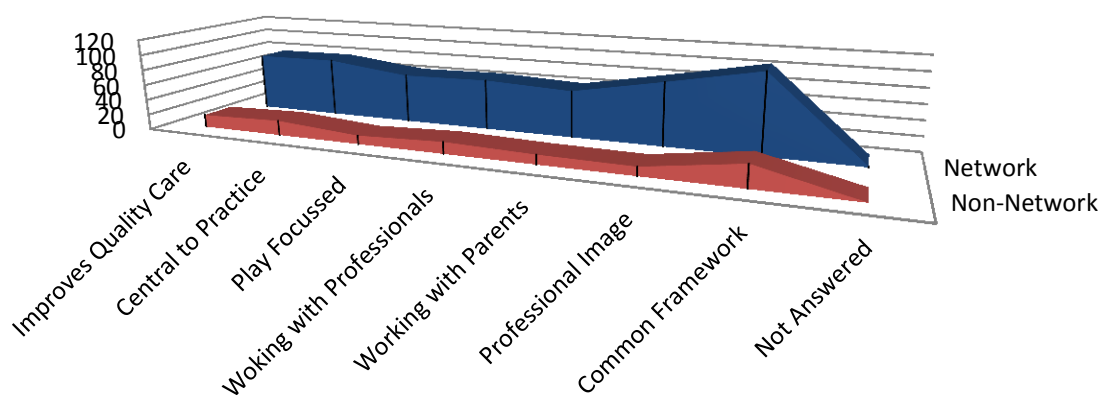


Figure 61 - Q.18. (Network) EYFS Impressions

Figure 62 - Q.18. (Non-Network) EYFS Impressions



	Improves Quality Care	Central to Practice	Play Focused	Working with Professionals	Working with Parents	Professional Image	Common Framework	Not Answered
■ Non-Network	16	19	11	15	12	11	28	0
■ Network	76	77	64	66	61	82	104	1

Figure 63 - Q.18. Network / Non-Network Comparison - EYFS Impressions

More than three quarters in each group agree that EYFS is a common framework from which to work in all settings. Nearly two thirds of Network childminders believe that EYFS enhances their professional image. Just over one-half in each group indicate EYFS is central to their everyday practice. Disappointingly, only one-half of Network childminders and barely one-third of Non-Network recognise a central pillar of EYFS in that it is 'Play Focused.' Approximately one-half of Network childminders and about one-third of Non-Network believe that EYFS helps when working with parents or other professionals. About 60% of

Network childminders and 40% of Non-Network believe that EYFS improves the quality of care for children.

### Q.19. When working within the EYFS framework what do you find most challenging?

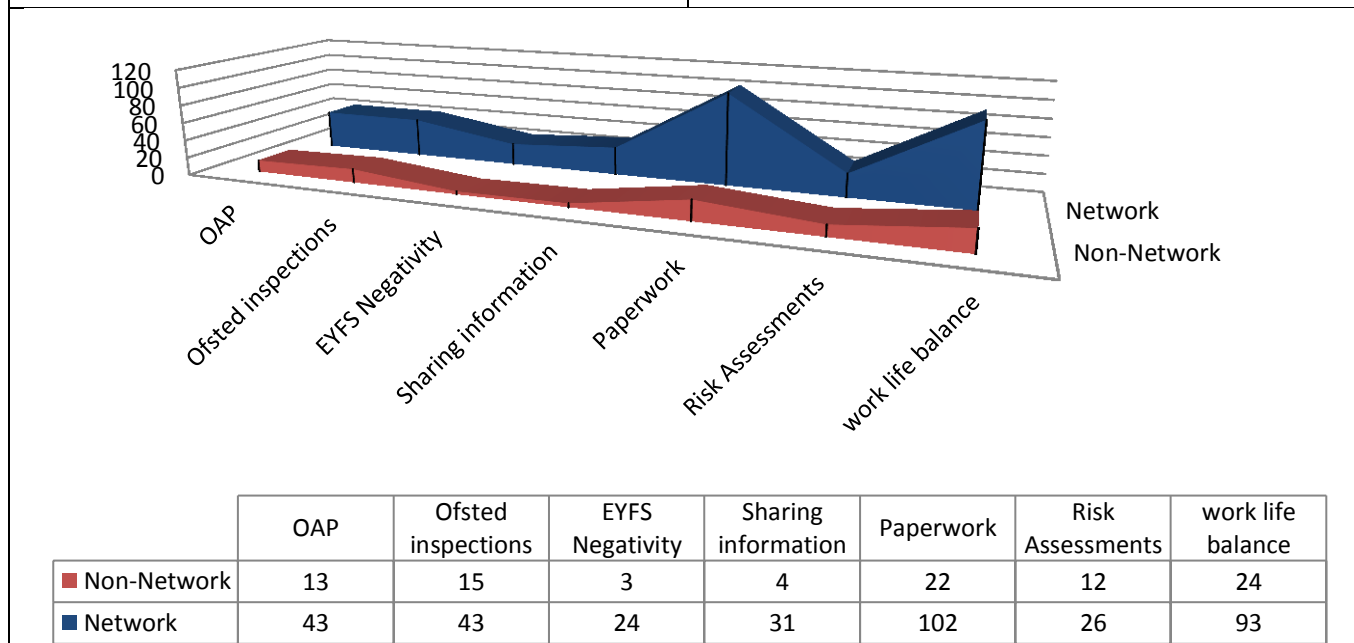
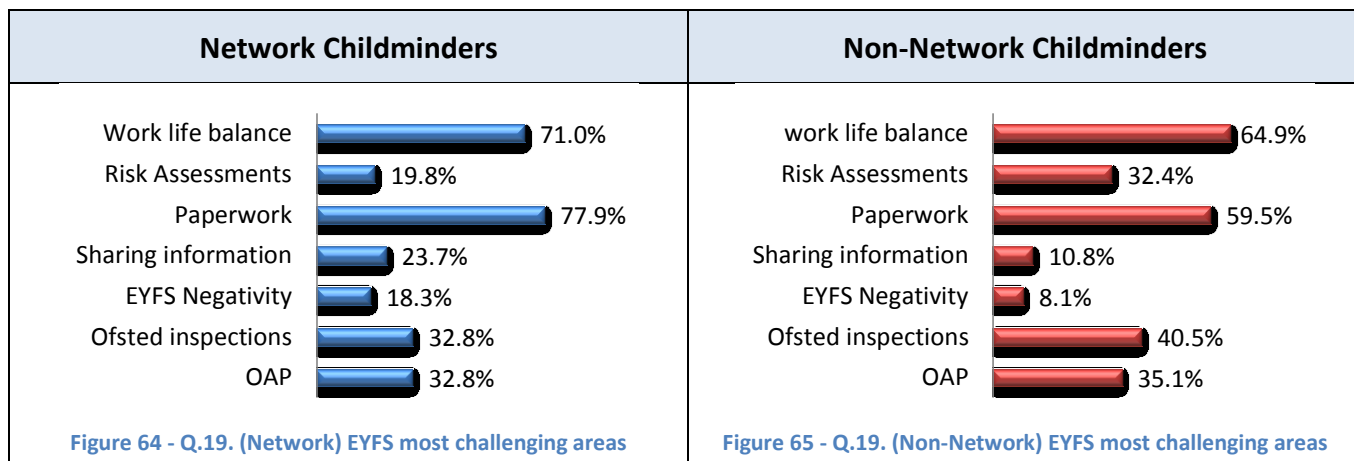


Figure 66 - Q.19. Network / Non-Network Comparison - EYFS most challenging areas

Both groups agree that ‘Paperwork’ and ‘Work life balance’ are the top two areas of the current guise of EYFS that cause them the most challenges. About one-third in each group cite ‘Ofsted Inspections’ and ‘Observation, Assessment and Planning’ as areas of concern. One-third of Non-Network and 20% of Network childminders said that they found ‘risk assessments’ challenging. One-quarter of Network childminders and 10% of Non-Network found sharing information with other settings and professionals difficult. Very few (less than 20%) believed that other childminders were being negative about EYFS.

**Q.20A. What level of EYFS support do you feel you have received from OFSTED?**

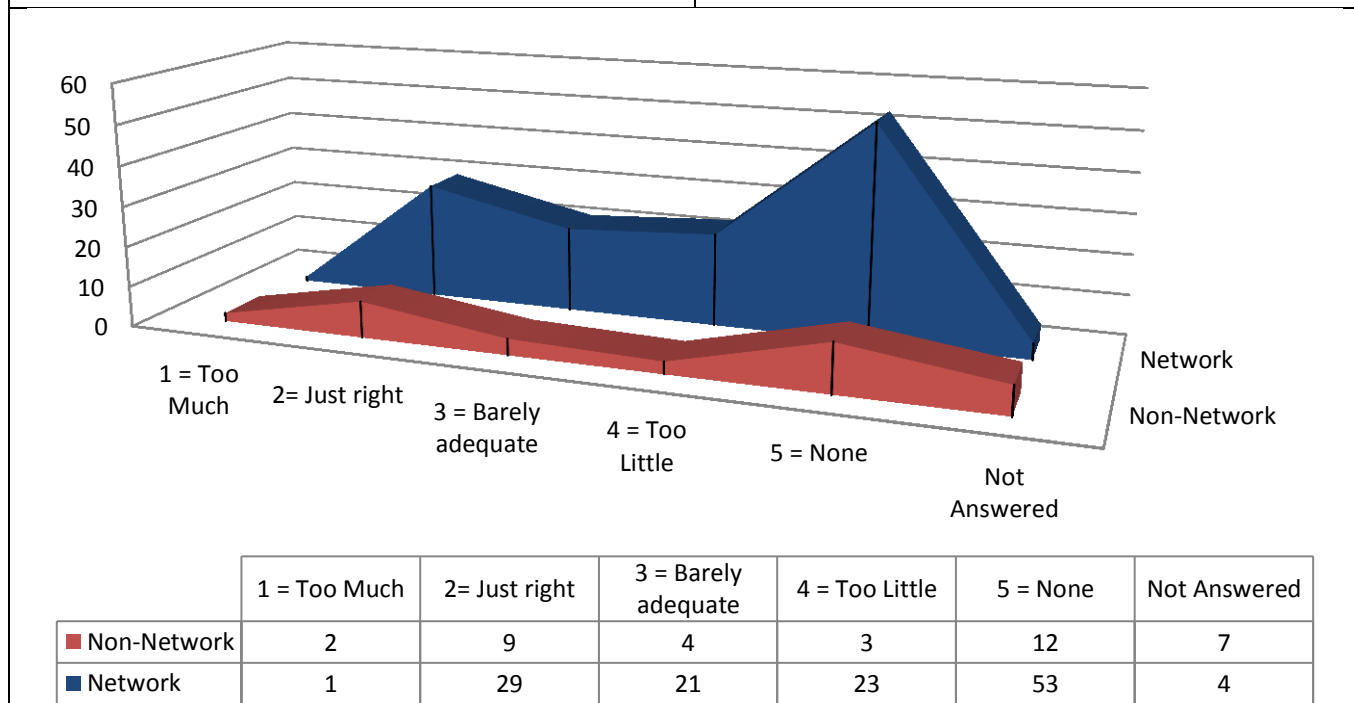
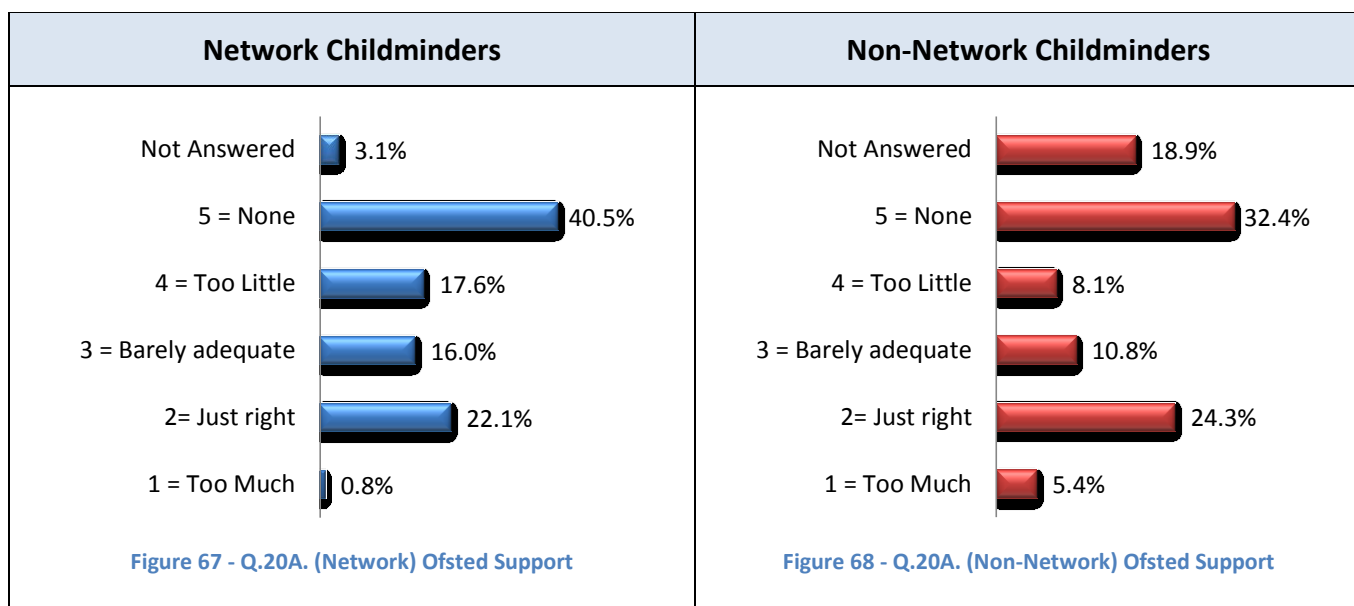
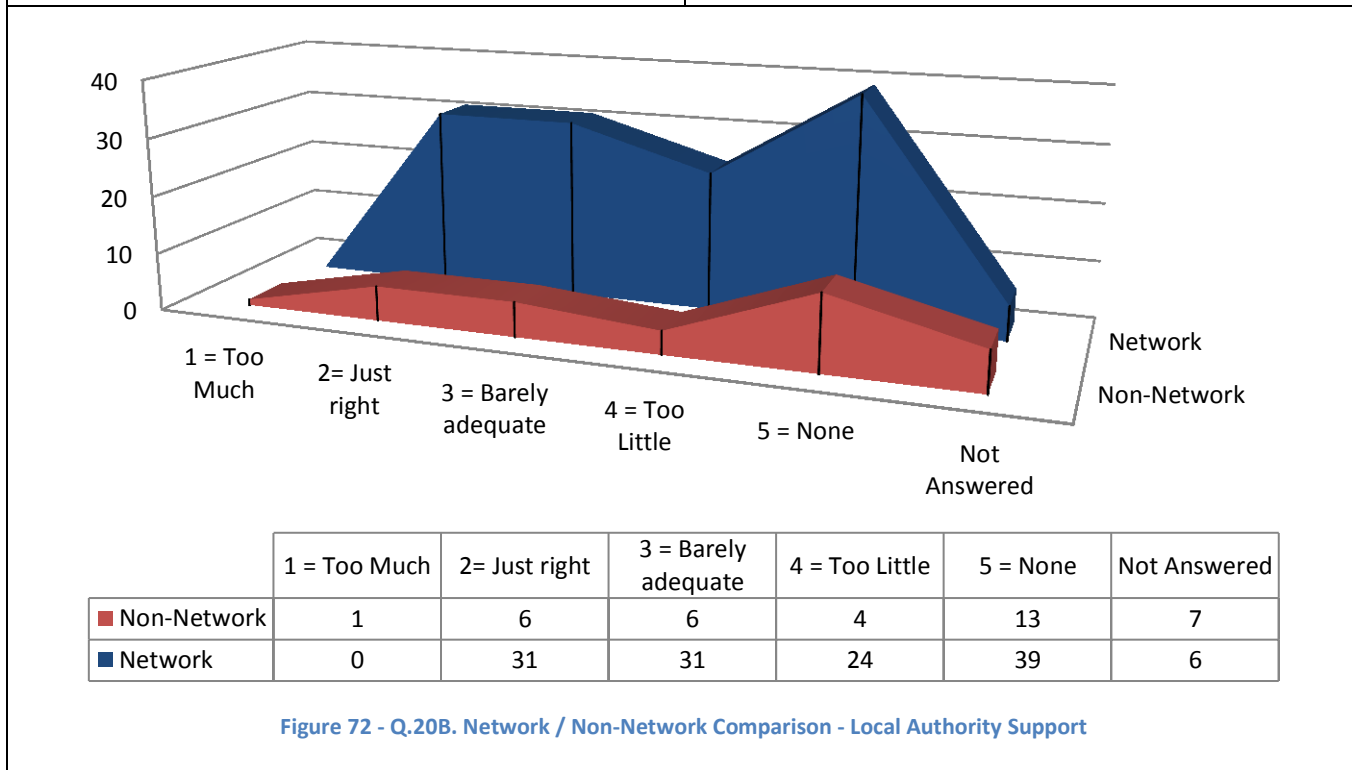
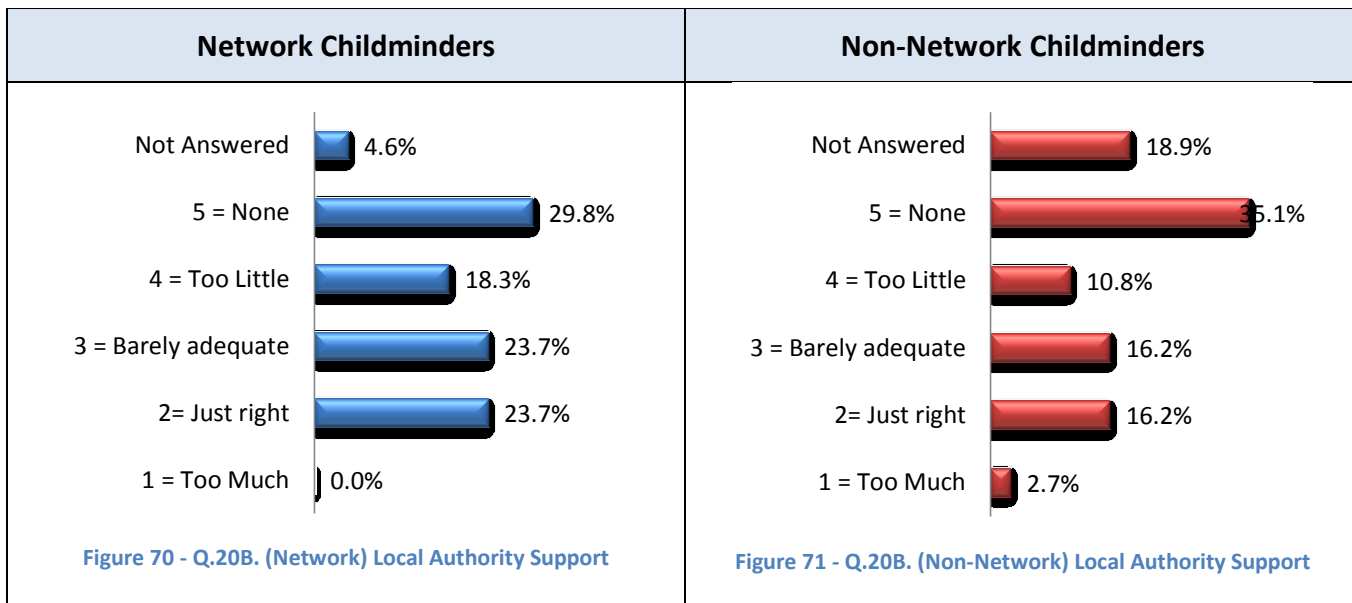


Figure 69 - Q.20A. Network / Non-Network Comparison - Ofsted Support

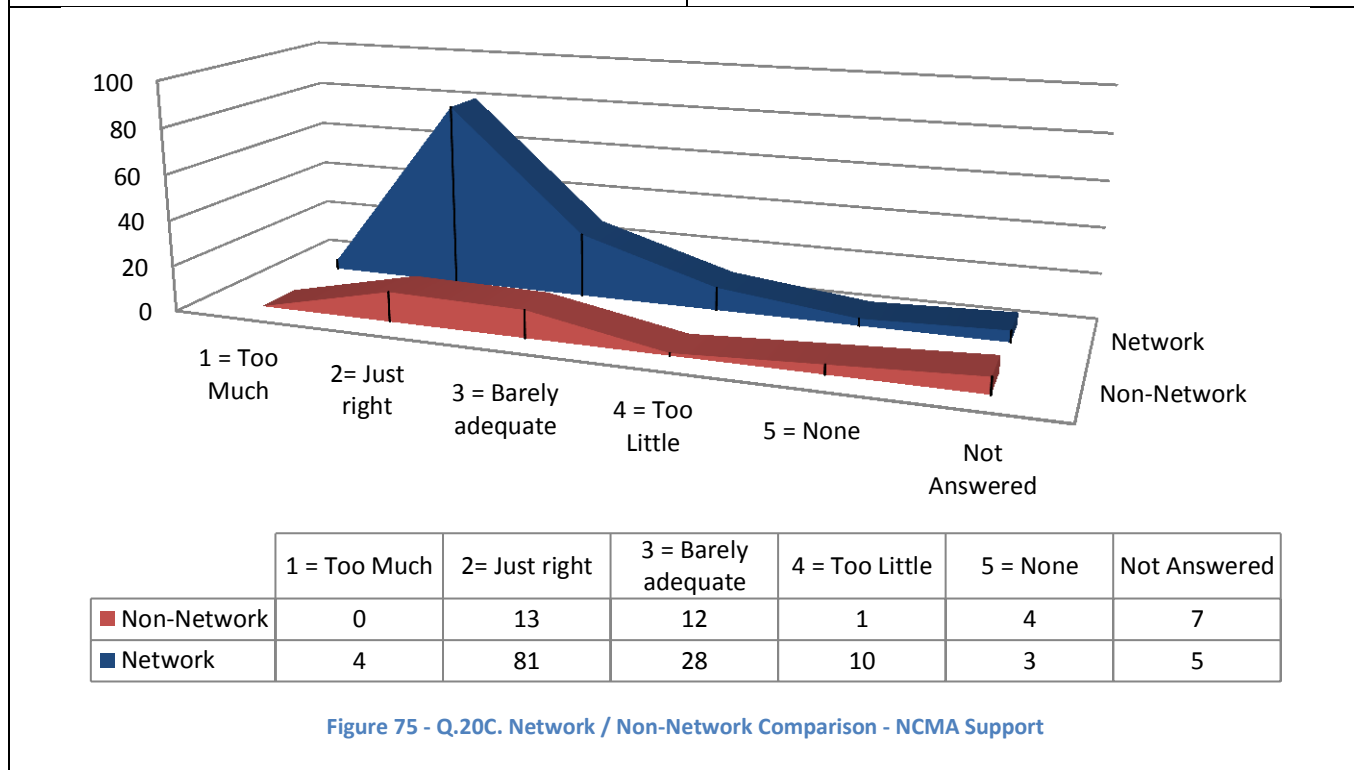
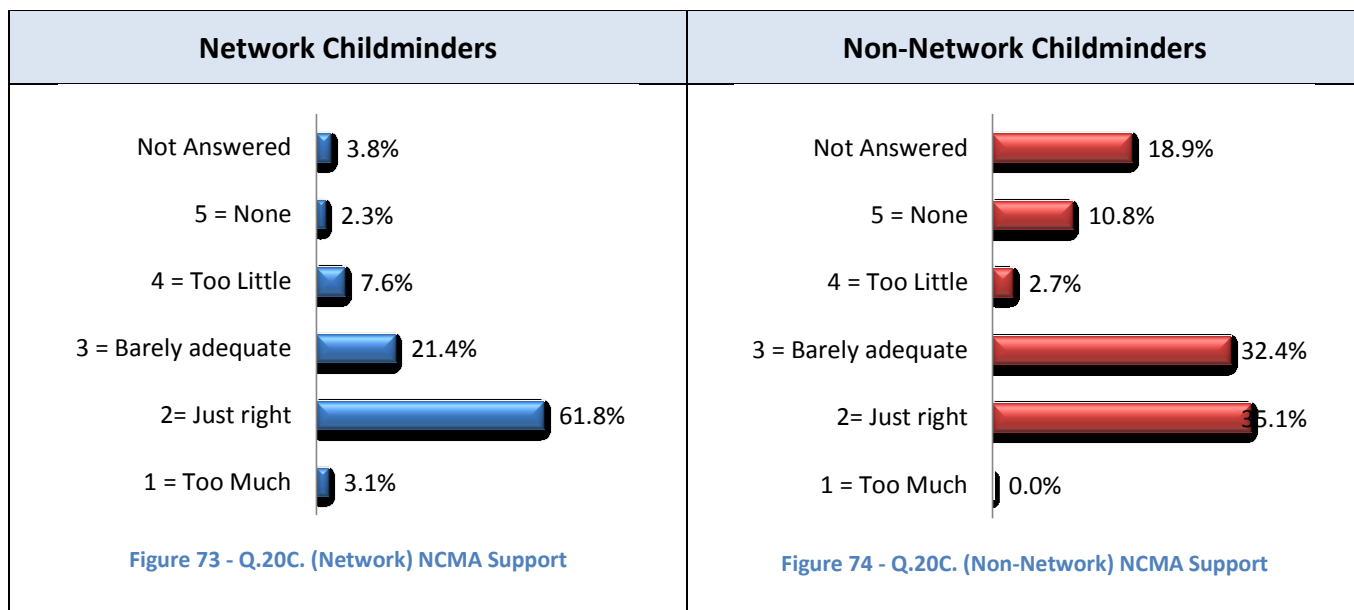
Both groups agree that they do not believe that Ofsted offer support to childminders. With only about a quarter of each group feeling that Ofsted provided 'just right' support, over one-third did not believe they received any support at all. Overall, about 75% did not feel Ofsted were supportive.

### Q.20B. What level of EYFS support do you feel you have received from the Local Authority?



Approximately one-third of each group felt that the Local Authority offered no support to them. Barely one-quarter accepted that the Local Authority did support them. Overall, nearly three-quarters were not happy with the support offered.

### Q.20C. What level of EYFS support do you feel you have received from National Childminding Association?

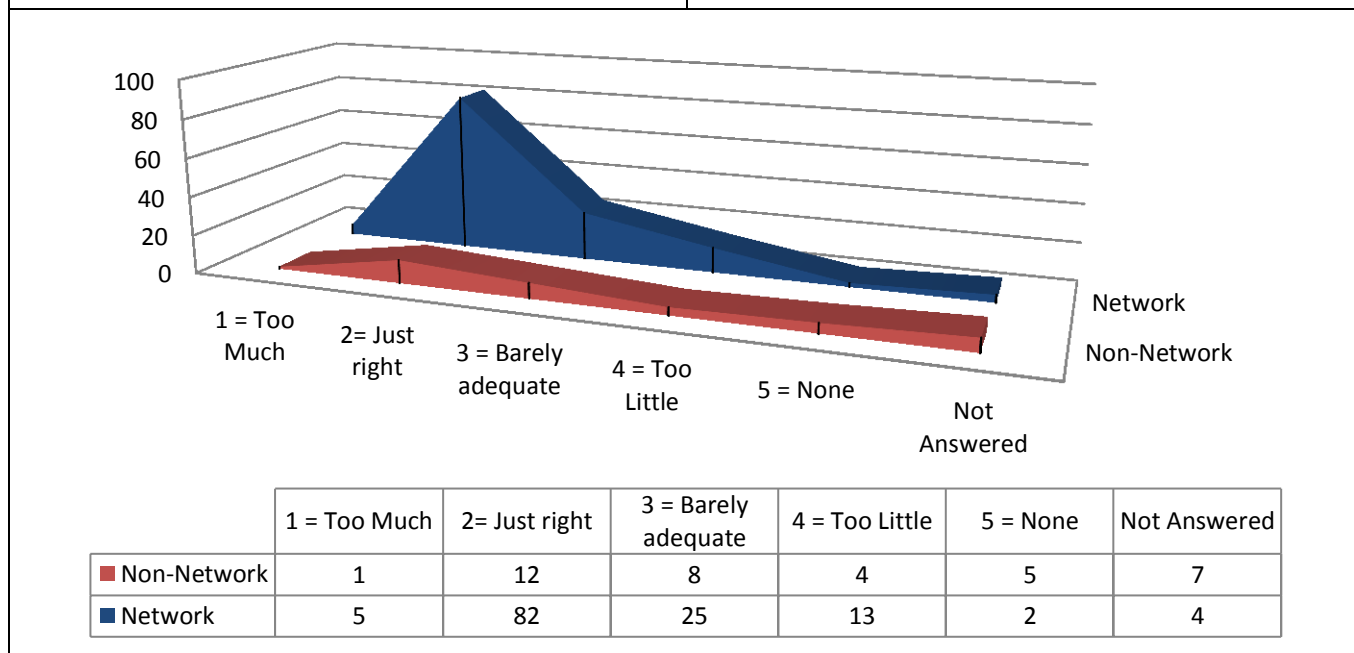



Just over 61% of Network childminders indicated that they were completely happy with the support offered by the National Childminding Association. About one-quarter felt the support was inadequate.

The Non-Network replies were almost equally split between one-third each of ‘Just Right’ and ‘Barely Adequate’. With nearly one-fifth failing to answer this question perhaps for the Non-Network childminders

	this question proved particularly difficult.
--	--

**Q.20D. What level of EYFS support do you feel you have received from your NCMA Network Local Coordinator?**



**Figure 78 - Q.20D. Network / Non-Network Comparison - Local Coordinator Support**

The Local network Coordinators are recognised by nearly two-thirds of Network Childminders as providing just the right support. However, nearly one-third disagrees and feels the support is inadequate.

As in the previous question, nearly one-fifth of Non-Network childminders did not answer this question. Only one-third felt the support of the coordinator was sufficient. Nearly half did not believe the Local Network Coordinator supported them. This is not especially surprising as they are not members of the network and cannot therefore expect to be supported by the Network Coordinator.



**Q.20E. What level of EYFS support do you feel you have received from Peer / colleague Childminders?**

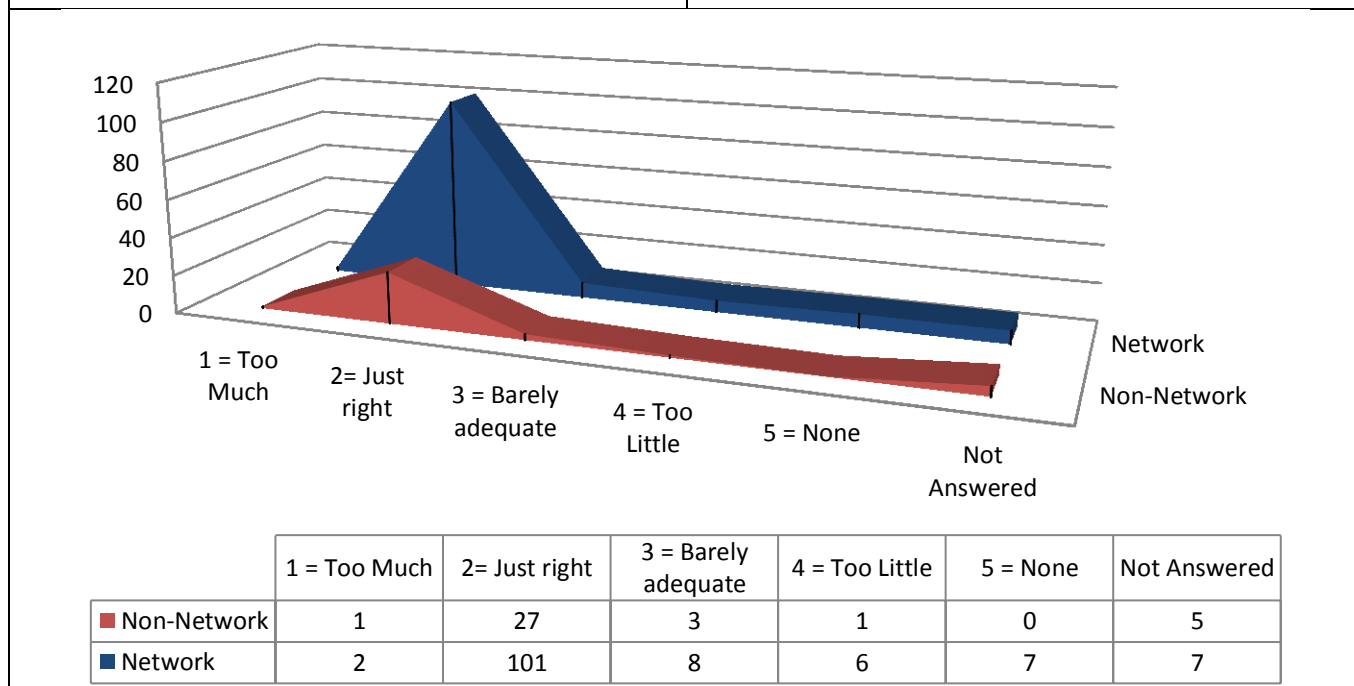
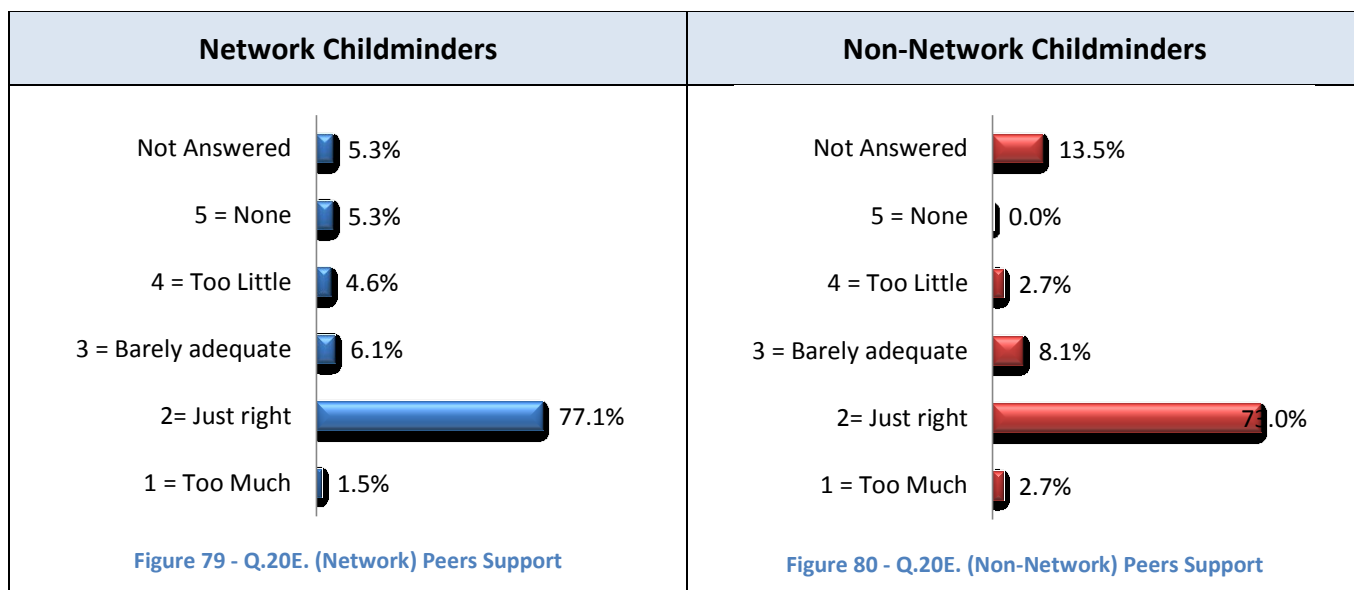
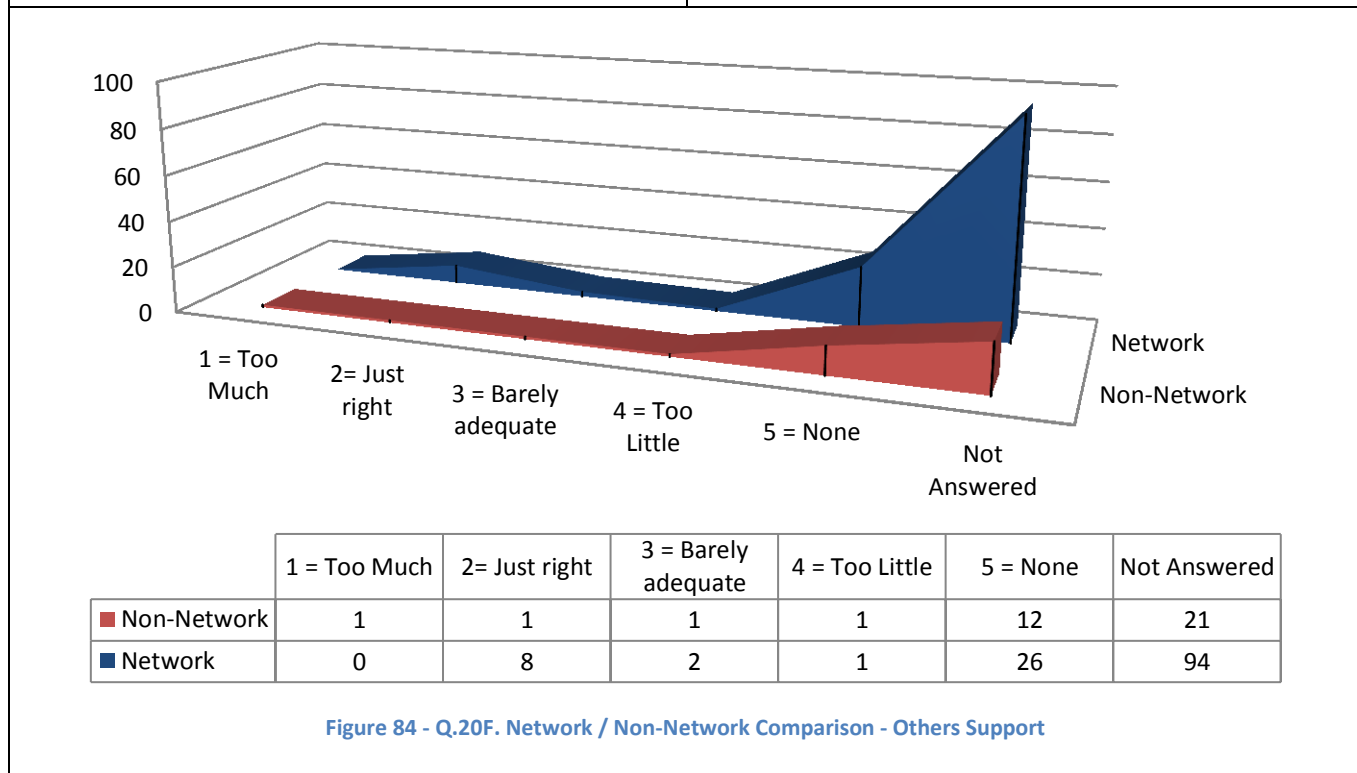
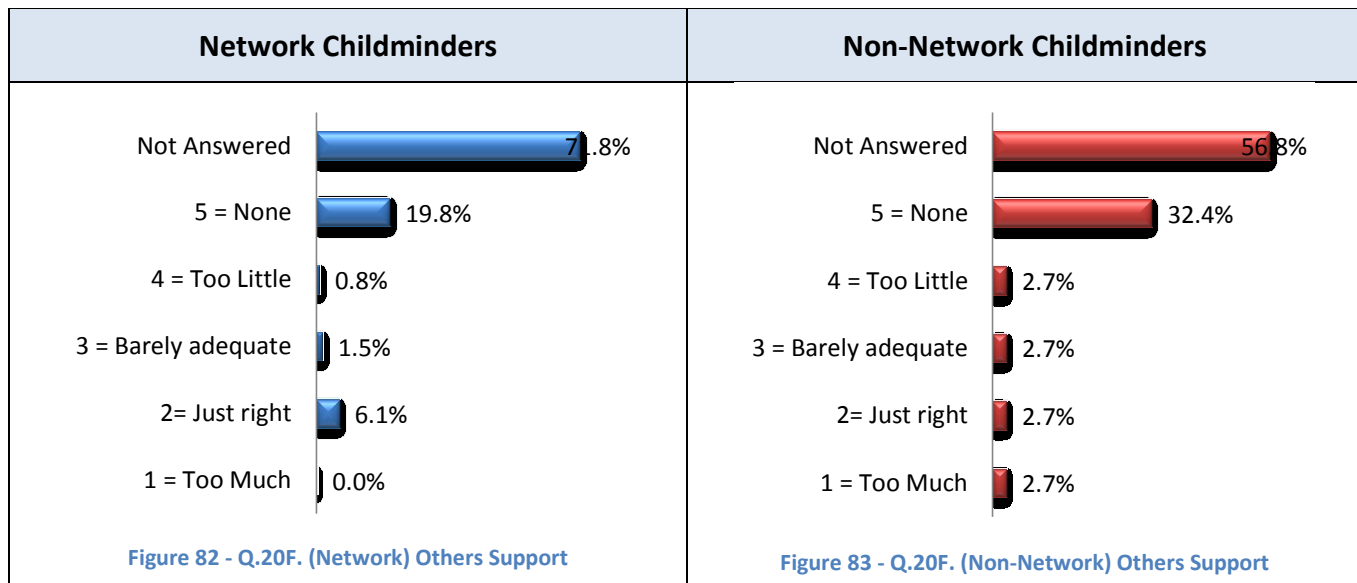


Figure 81 - Q.20E. Network / Non-Network Comparison - Peers Support

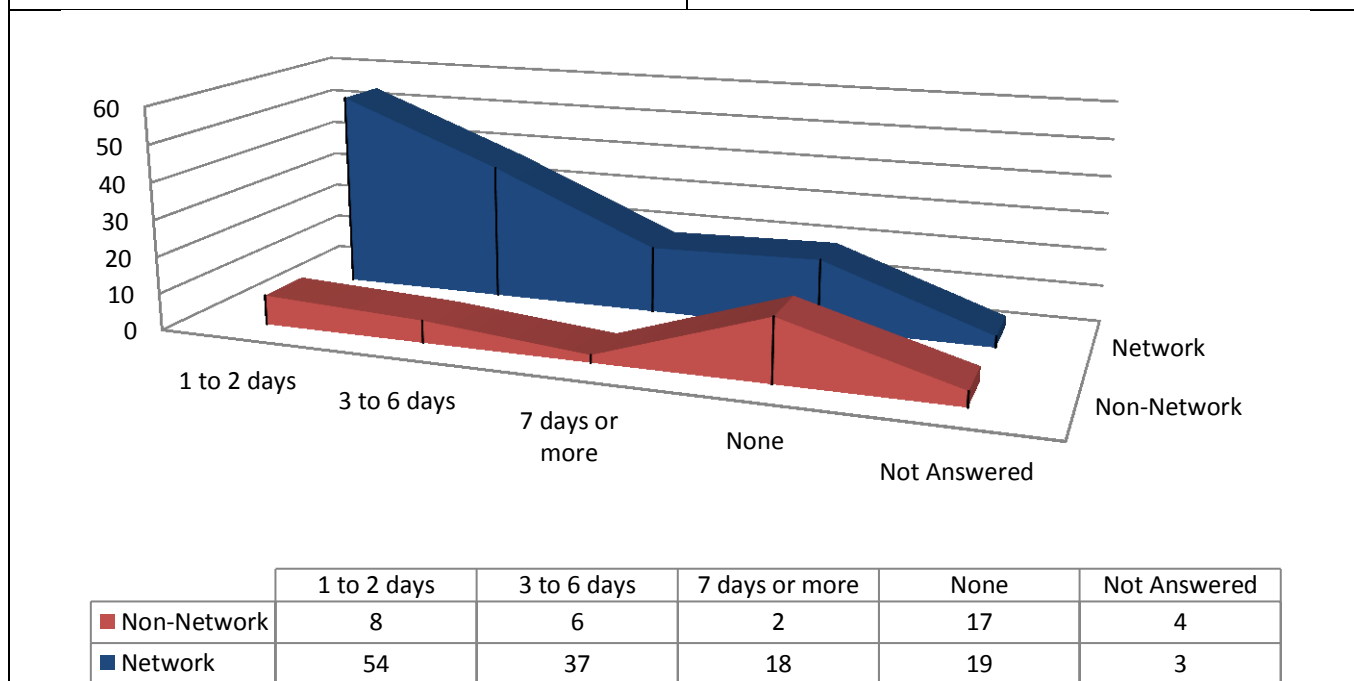
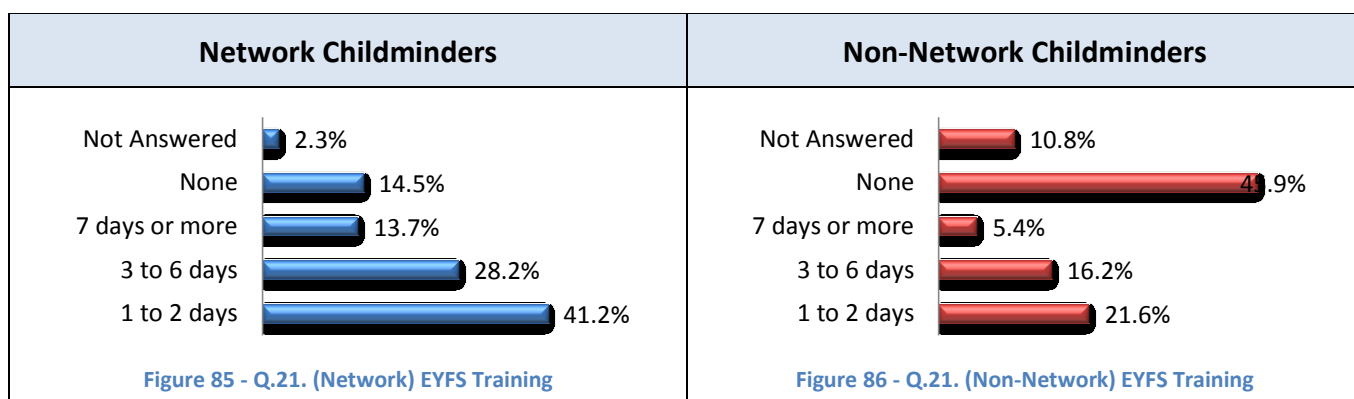
Both groups clearly agree that their peers and colleagues offer just the right support in over three-quarters of the replies. Only about 10% disagree and feel their circle of childminder colleagues do not offer enough support.

**Q.20F. What level of EYFS support do you feel you have received from Others?**



Both groups are in agreement that they either do not receive any support from others or that they failed to answer this question. Barely 10% of replies offered any other opinion.

**Q.21. How much EYFS related training have you received in the last year?**



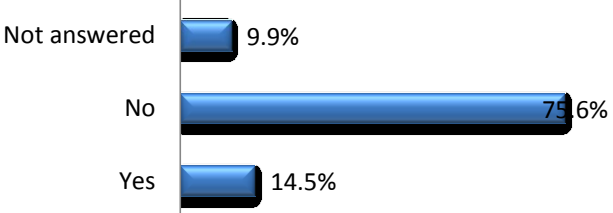
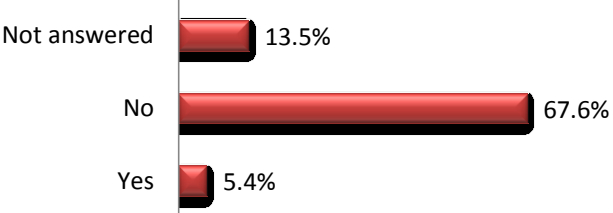
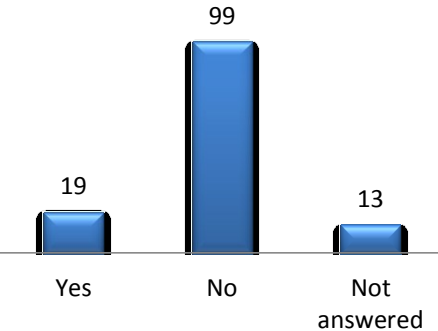
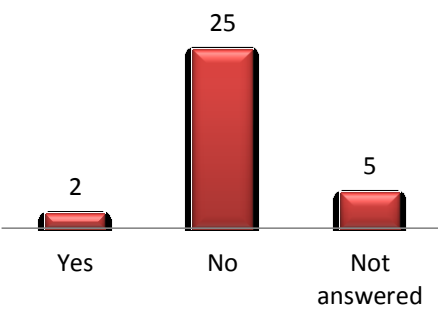
Over three-quarters of Network childminders have completed some EYFS related training within the last year. Of the 14.5% who stated they had not received any training, most of them completed this questionnaire whilst attending an EYFS related Network Childminding conference! Perhaps they did not quite understand the question or felt their current involvement did not count.

Non-Network childminders were equally split at approximately 45% each who had completed some training or none over the last year. Again, as in previous questions, there were over 10% who did not answer this question.

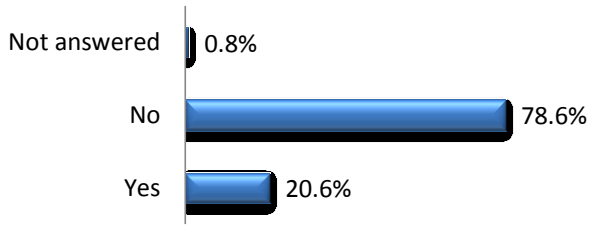
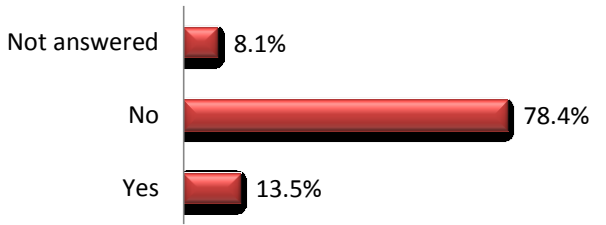
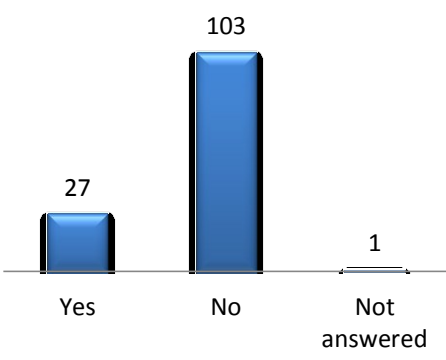
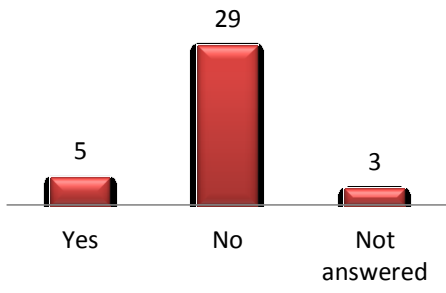
**Q.22. Are you aware of the Dame Clare Tickell EYFS Review?**

Network Childminders	Non-Network Childminders
 <p>Figure 88 - Q.22. (Network) Aware of EYFS Review</p>	 <p>Figure 89 - Q.22. (Non-Network) Aware of EYFS Review</p>
 <p>Figure 90 - Q.22. (Network) Count</p>	 <p>Figure 91 - Q.22. (Non-Network) Count</p>
<p>Members of the childminding Network are provided with access to related information via email, blog, coordinator briefings, training and networking. This access to information is reflected in the 70% who were aware of the Tickell review of EYFS. The remaining 30% said they were not aware. However, this subject was raised at both Network conferences attended by these childminders after the questionnaires had been completed. As such, this figure could have reduced if the questionnaires were completed at the end, rather than the beginning, of the day's training.</p>	<p>Non-Network childminders are exactly split between being aware of the Tickell Review of EYFS and of not.</p>

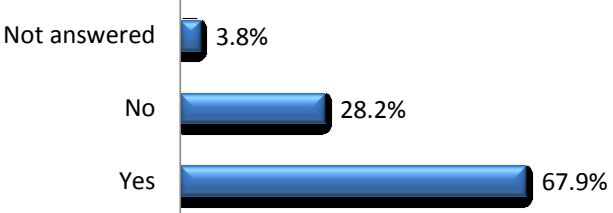
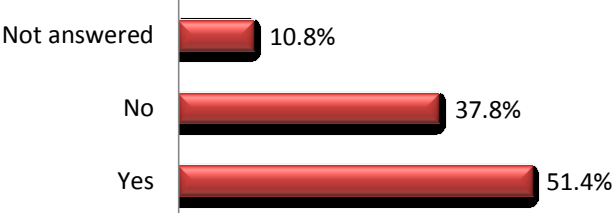
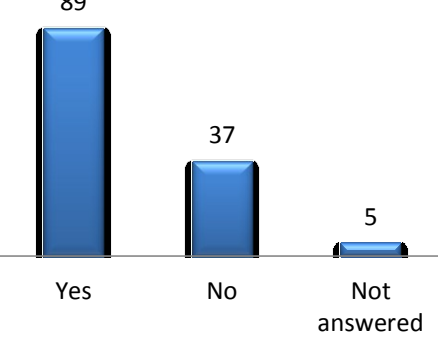
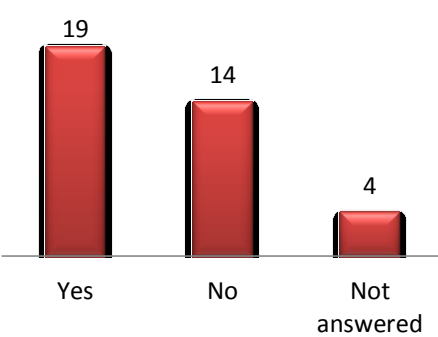
**Q.23. Did you respond to the Dame Clare Tickell EYFS Review?**

Network Childminders	Non-Network Childminders
 <p>Figure 92 - Q.23. (Network) Reply to EYFS Review</p>	 <p>Figure 93 - Q.23. (Non-Network) Reply to EYFS Review</p>
 <p>Figure 94 - Q.23. (Network) Count</p>	 <p>Figure 95 - Q.23. (Non-Network) Count</p>
<p>Only a very small percentage of childminders responded to the Tickell Review of EYFS. The vast majority did not.</p>	

**Q.24. Are you aware of the development of a high quality interactive on-line version of the revised EYFS?**

Network Childminders	Non-Network Childminders
 <p>Figure 96 - Q.24. (Network) Aware of new interactive on-line EYFS help</p>	 <p>Figure 97 - Q.24. (Non-Network) Aware of new interactive on-line EYFS help</p>
 <p>Figure 98 - Q.24. (Network) Count</p>	 <p>Figure 99 - Q.24. (Non-Network) Count</p>
<p>In the body of the published Tickell Review of EYFS there is a statement declaring that the newly revised EYFS would require an improved, user friendly interactive on-line help facility. The current information on-line is difficult to use and even more difficult to navigate and find information. With this in mind, the childminders were asked if they were aware of this development. Overwhelmingly they were not.</p>	

**Q.25. Would you make use of an interactive on-line version of the revised EYFS?**

Network Childminders	Non-Network Childminders
 <p>Figure 100 - Q.25. (Network) Use new interactive on-line EYFS help</p>	 <p>Figure 101 - Q.25. (Non-Network) Use new interactive on-line EYFS help</p>
 <p>Figure 102 - Q.25. (Network) Count</p>	 <p>Figure 103 - Q.25. (Non-Network) Count</p>
<p>About two-thirds of Network childminders said they would make use of an improved on-line EYFS help facility.</p>	<p>Non-Network childminders were more cautious in their consideration of utilising a new EYFS on-line facility. Only half agreed they would use the interactive help.</p>

## References

Children's Workforce Development Council [CWDC] [On-Line] *Early Years*

<http://www.cwdcouncil.org.uk/early-years> (Accessed 10/03/2012)

The Department for Education [On line] *Childcare and early years providers survey 2010*

<http://www.education.gov.uk/rsgateway/DB/STR/d001024/osr17-2011.pdf> (Accessed 10/03/2012)

National Childminding Association [NCMA] [On-Line] *Children Come First - Quality improvement scheme for childminding networks* [http://www.ncma.org.uk/training/quality\\_improvement/children\\_come\\_first.aspx](http://www.ncma.org.uk/training/quality_improvement/children_come_first.aspx)

(Accessed 15/03/2012)

Office of Communications [Ofcom] [On-line] *The Communications Market 2010: UK The demographics of*

*internet access* <http://www.ofcom.org.uk/static/cmr-10/UKCM-4.16.html> (Accessed 14/03/2012)

Office for National Statistics [ONS] [On-line] *Population: by ethnic group and age, January - December 2010*

<http://www.ons.gov.uk/ons/publications/re-reference-tables.html?edition=tcm%3A77-222649> (Accessed 11/03/2012)

The Office for Standards in Education OFSTED [On line]

<http://www.ofsted.gov.uk/resources/official-statistics-early-years-and-childcare-registered-providers-inspecti-ons-and-outcomes> Accessed 18/3/2012

Tickell, C. [On-line] *EYFS Review* <http://www.education.gov.uk/tickellreview> (Accessed 18/03/2012)

Tickell, C. (2011) [On-line] *The Early Years: Foundations for life, health and learning*

<http://media.education.gov.uk/MediaFiles/B/1/5/%7BBB15EFF0D-A4DF-4294-93A1-1E1B88C13F68%7DTickell%20review.pdf> (Accessed 18/03/2012)